LVC METAL

Decorative Stainless Steel Sheet

Metal Cabinet

Commercial Entrance Door

Metal Ceiling

Stainless Stee! Trim/Profile

Metal Cladding

Metal Signage

Water Ripple Stainless Steel Board

Stainless Steelt Profile

Precision Finishing System

Product Brochure

Contents

产品目录

转角收口系列 Corner Trimming Series — 01 — P01-P12

平面过渡系列 Flat Transition Series — 02 — P13-P23

地板收口系列 Floor Trimming Series — 03 — P24-P36

踏步台面系 Step Platform System — 04 — P37-P42

踢 脚 线 系 Skirting Board System — 05 — P43-P66

Led收口系列 Led Trimming Series — 06 — P67-P73

墙板收口系列 Wall Panel Finishing Series — 07 — P74-P82

批 灰 收 口 系 Plastering And Finishing Series — 08 — P83-P113

黄铜收口系 Brass Finishing System — 09 — P114-P130

不锈钢收口系列 Stainless Steel Finishing Series — 10 — P131-P138

施工工艺规范要求 Construction Process Specifications — 11 — P139-P144



转角收口系列
Corner Profile Series

覆盖阳角、阴角。套口、背景墙包边等功能应用配套转角件，简化传统工序、施工便捷、历久弥新、方便护理、效果美观

Covering External And Internal Corners, Door Frames, And Feature Wall Edging. Utilising Corner Trims For Functional Applications Simplifies Traditional Processes, Facilitates Straightforward Installation, Ensures Enduring Quality, Allows For Easy Maintenance, And Delivers An Aesthetically Pleasing Finish.

www.lmcmetal.com



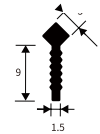

CMS03

CMS- 铝合金阳角护角条 | CMS - Aluminium Alloy External Corner Protection Strip

型　　号	Model:	CMS03
面宽尺寸	Front Width:	3mm
长　　度	Length:	3 米/m
材　　质	Material:	铝合金	Aluminium Alloy
表面颜色	Surface Colour:	多种工艺 颜色可选	Multiple Finishes Available
配套转角	Corner Fitting:	安装方便、简化工序	Easy Installation, Simplified Process



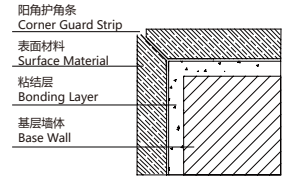

产品应用：阳角收口

Product Application: External Corner Trimming



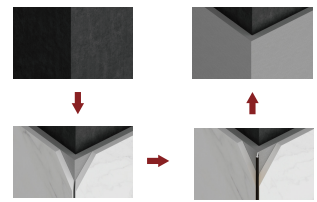

安装流程：预留尺寸型材后卡安装，玻璃胶固定，安装便捷、简化工序

Installation Procedure: Install After Reserving Dimensions For The Profile, Secure With Silicone Sealant. Installation Is Straightforward And Streamlined.



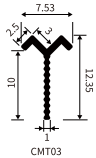

CMT- 小海棠角阳角收口线 | CMT - Small Camellia Corner Trimming Moulding

型　　号	Model: CMT03
收口高度	Closure Height: 9mm 以上材料阳角收口
长　　度	Length: 3 米/m
材　　质	Material: 铝合金 | Aluminium Alloy
表面颜色	Surface Colour: 多种工艺 颜色可选 | Multiple Finishes Available
配套转角	Corner Fitting: 安装方便、简化工序 | Easy Installation, Simplified Process



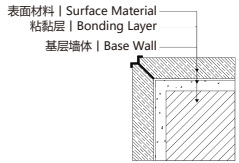

产品应用：阳角收口

Product Application: External Corner Trimming



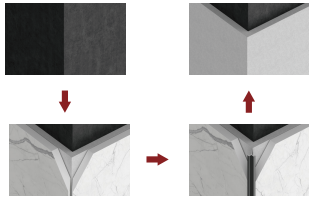

安装流程：预留尺寸型材后卡安装，玻璃胶固定，安装便捷、简化工序

Installation Procedure: Install After Reserving Dimensions For The Profile, Secure With Silicone Sealant. Installation Is Straightforward And Streamlined.



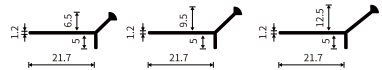

LYM- 小阳角收口线 | LYM - Small Corner Trim Moulding

型　　号	Model: LYM6、LYM9、LYM12
收口高度	Closure Height: 6mm、9mm、12mm
长　　度	Length: 2.7/3.0 米/m
材　　质	Material: 铝合金 | Aluminium Alloy
表面颜色	Surface Colour: 多种工艺 颜色可选 | Multiple Finishes Available
安装情况	Installation Status: /



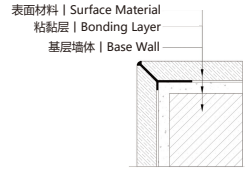

产品应用：阳角收口、背景墙单边收口、台面踏步收口

Product Applications: External Corner Trims, Single-sided Trims For Feature Walls, And Trims For Countertop Steps.





安装流程：型材需与主材同步施工，瓷砖胶固定，安装便捷、简化工序

Installation Procedure: Profiles Must Be Installed Concurrently With Primary Materials, Secured Using Tile Adhesive. Installation Is Straightforward And Streamlined.



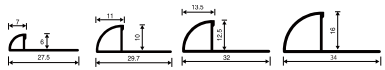

LYC6 LYC10 LYC12.5 LYC16

LYC- 阳角弧形收口线 | LYC - Curved Corner Trim

型　　号	Model:	LYC6、LYC10、LYC12.5、LYC16
收口高度	Closure Height:	6mm、10mm、12.5mm、16mm
长　　度	Length:	2.5 米/m
材　　质	Material:	铝合金	Aluminium Alloy
表面颜色	Surface Colour:	多种工艺 颜色可选	Multiple Finishes Available
配套转角	Corner Fitting:	安装方便、简化工序	Easy Installation, Simplified Procedures





阳角配件
Corner Trim Fittings



阴角配件
Corner Trim





产品应用：阳角收口、阴角收口、背景墙单边收口、高低差收口、半墙收口

Product Applications: External Corner Finishing, Internal Corner Finishing, Single-sided Finishing For Feature Walls, Level Transition Finishing, Half-wall Finishing.





安装流程：型材需与主材同步施工，瓷砖胶固定，安装便捷、简化工序

Installation Procedure: Profiles Must Be Installed Concurrently With Primary Materials, Secured Using Tile Adhesive. Installation Is Straightforward And Streamlined.

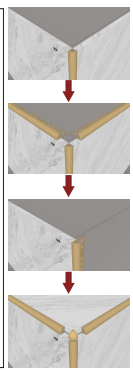



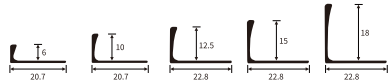

LY6 LY10 LY12.5 LY15 LY18

LY- 阳角单边 L 形收口线 | LY - Single-sided L-shaped Corner Trim For External Corners

型　　号	Model:	LY6、LY10、LY12.5、LY15、LY18
收口高度	Closure Height:	6mm、10mm、12.5mm、15mm、18mm
长　　度	Length:	2.5 米/m
材　　质	Material:	铝合金	Aluminium Alloy
表面颜色	Surface Colour:	多种工艺 颜色可选	Multiple Finishes Available
安装情况	Installation Status:	/



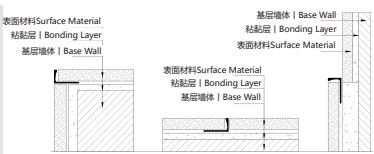



产品应用：阳角收口、阴角收口、背景墙单边收口、高低差收口、半墙收口

Product Applications: External Corner Finishing, Internal Corner Finishing, Single-sided Finishing For Feature Walls, Level Transition Finishing, Half-wall Finishing.





安装流程：型材需与主材同步施工，瓷砖胶固定，安装便捷、简化工序

Installation Procedure: Profiles Must Be Installed Concurrently With Primary Materials, Secured Using Tile Adhesive. Installation Is Straightforward And Streamlined.





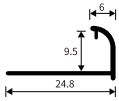

LYMC09

LYMC- 小弧形阳角收口线 | LYMC - Small Radius External Corner Trim

型　　号	Model:	LYMC09
收口高度	Closure Height:	9mm
长　　度	Length:	2.7 米/m
材　　质	Material:	铝合金	Aluminium Alloy
表面颜色	Surface Colour:	多种工艺 颜色可选	Multiple Finishes Available
配套转角	Corner Fitting:	安装方便、简化工序	Easy Installation, Simplified Procedures



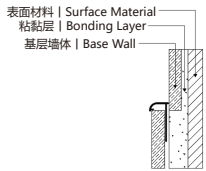





产品应用：阳角收口、阴角收口、背景墙单边收口、高低差收口、半墙收口

Product Applications: External Corner Finishing, Internal Corner Finishing, Single-sided Finishing For Feature Walls, Level Transition Finishing, Half-wall Finishing.

安装流程：型材需与主材同步施工，瓷砖胶固定，安装便捷、简化工序

Installation Procedure: Profiles Must Be Installed Concurrently With Primary Materials, Secured Using Tile Adhesive. Installation Is Straightforward And Streamlined.



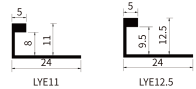

LYE11　　LYE12.5

LYE- 阳角单边收口线 | LYE - Single-sided Corner Trim For External Corners

型　　号	Model:	LYE11、LYE12.5
收口高度	Closure Height:	11mm、12.5mm
长　　度	Length:	2.5 米/m
材　　质	Material:	铝合金	Aluminium Alloy
表面颜色	Surface Colour:	多种工艺 颜色可选	Multiple Finishes Available
安装情况	Installation Status:	/



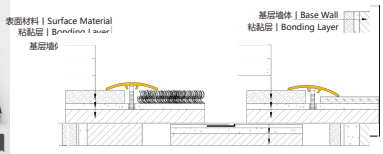







产品应用：阳角收口、背景墙单边收口、高低差收口、半墙收口、台面踏步收口、平面过渡分割

Product Applications: Corner Trimming For External Angles, Single-sided Trimming For Feature Walls, Level Transition Trimming, Half-wall Trimming, Countertop And Step Trimming, Surface Transition And Partitioning.

安装流程：型材需与主材同步施工，瓷砖胶固定，安装便捷、简化工序

Installation Procedure: Profiles Must Be Installed Concurrently With Primary Materials, Secured Using Tile Adhesive. Installation Is Straightforward And Streamlined.





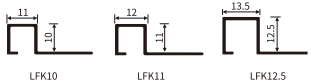

LFK- 阳角方形收口线 | LFK - Square Corner Trim Moulding

型　　号	Model:	LFK10、LFK11、LFK12.5
收口高度	Closure Height:	10mm、11mm、12.5mm
长　　度	Length:	2.5 米/m
材　　质	Material:	铝合金	Aluminium Alloy
表面颜色	Surface Colour:	多种工艺 颜色可选	Multiple Finishes Available
安装情况	Installation Status:	安装方便、简化工序	Easy Installation, Simplified Procedures





阳 / 阴角通用配件
Universal Corner Fitting For External And Internal Corners



产品应用：阳角收口、阴角收口、背景墙单边收口、高低差收口、半墙收口

Product Applications: External Corner Finishing, Internal Corner Finishing, Single-sided Finishing For Feature Walls, Level Transition Finishing, Half-wall Finishing.





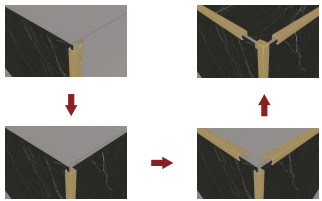

安装流程：型材需与主材同步施工，瓷砖胶固定，安装便捷、简化工序

Installation Procedure: Profiles Must Be Installed Concurrently With Primary Materials, Secured Using Tile Adhesive. Installation Is Straightforward And Streamlined.



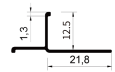

CHT- 海棠角收口线 | CHT - Crabapple Corner Trim

型　　号	Model:	CHT12
收口高度	Closure Height:	12mm
长　　度	Length:	2.5 米/m
材　　质	Material:	铝合金	Aluminium Alloy
表面颜色	Surface Colour:	多种工艺 颜色可选	Multiple Finishes Available
安装详情	Installation Details:	/



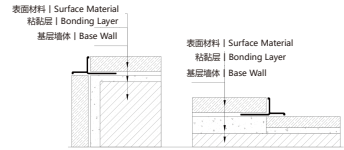

产品应用：阳角收口、阴角收口、高低差收口、半墙收口

Product Applications: External Corner Finishing, Internal Corner Finishing, Level Transition Finishing, Half-wall Finishing







安装流程：型材需与主材同步施工，瓷砖胶固定，安装便捷、简化工序

Installation Procedure: Profiles Must Be Installed Concurrently With Primary Materials, Secured Using Tile Adhesive. Installation Is Straightforward And Streamlined.



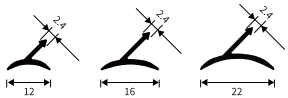

YK- 阴角收口线 | YK- Internal Corner Trim

型　　号	Model:	YK12、YK16、YK22
收口高度	Closure Height:	12mm、16mm、22mm
长　　度	Length:	2.5 米/m
材　　质	Material:	铝合金	Aluminium Alloy
表面颜色	Surface Colour:	多种工艺 颜色可选	Multiple Finishes Available
安装情况	Installation Status:	安装方便、简化工序	Easy Installation, Simplified Procedures









产品应用：阳角收口、阴角收口、高低差收口、半墙收口

Product Applications: External Corner Finishing, Internal Corner Finishing, Level Transition Finishing, Half-wall Finishing





安装流程：型材需与主材同步施工，瓷砖胶固定，安装便捷、简化工序

Installation Procedure: Profiles Must Be Installed Concurrently With Primary Materials, Secured Using Tile Adhesive. Installation Is Straightforward And Streamlined.



全屋精细收口/场景应用

Precision Finishing Throughout The Home / Scenario Applications

电视背景墙应用

Television Feature Wall Applications





平面过渡系列

Floor/wall Transitions Series

又名平角收口、覆盖瓷砖、墙板、油漆、软硬包背景墙等材料过渡、分缝、连接功能、施工便捷、历久弥新、方便护理、效果美观

Also Known As Flat-angle Finishing, Covering Tiles, Wall Panels, Paintwork, And Soft/hard-pack Feature Walls Transitioning, Jointing, And Connecting Functions; Straightforward Installation; Enduring Appeal; Easy Maintenance; Aesthetically Pleasing Results

www.lmcmetal.com





CTA5.10

CTA- 平面过渡丁字条 | CTA - Flat Transition T-bar

型　　号	Model:	CTA5.10
收口高度	Closure Height:	5mm
长　　度	Length:	2.5 米/m
材　　质	Material:	铝合金	Aluminium Alloy
表面颜色	Surface Colour:	多种工艺 颜色可选	Multiple Finishes Available
安装详情	Installation Details:	/



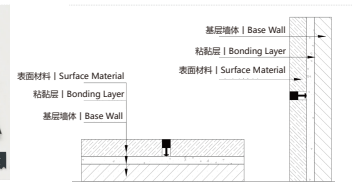

产品应用：地面、墙面过渡收口

Product Application: Floor-to-wall Transition Trim





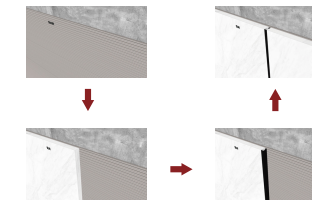

安装流程：型材需与主材同步施工，玻璃胶固定，安装便捷、简化工序。

Installation Procedure: Profiles Must Be Installed Concurrently With Primary Materials, Secured With Silicone Sealant. Installation Is Straightforward, Simplifying The Process.





CTA3.10

CTA- 平面过渡方条 | CTA - Flat Transition Profile

面宽尺寸	Frontage Width:	CTA3.10
收口高度	Closure Height:	3mm
长　　度	Length:	2.5 米/m
材　　质	Material:	铝合金	Aluminium Alloy
表面颜色	Surface Colour:	多种工艺 颜色可选	Multiple Finishes Available
安装详情	Installation Details:	/



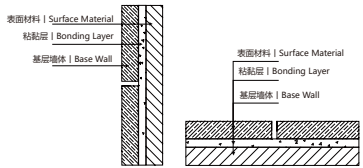

产品应用：地面、墙面过渡收口、

Product Application: Floor-to-wall Transition Trim





安装流程：预留缝隙型材后期卡入用玻璃胶固定，安装便捷、简化工序。

Installation Procedure: Reserve Gaps For Subsequent Insertion Of Profiles, Secured With Silicone Sealant. This Facilitates Straightforward Installation And Streamlined Processes.



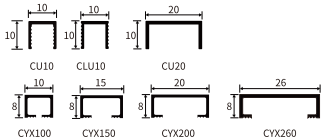

CYX/CU-U 形平面过渡条 | CYX/CU-U Profile Transition Strip

面宽尺寸	Frontage Width:	CYX100、CYX150、CYX200、CYX260、CU10、CU20、CLU10
收口高度	Closure Height:	10mm、15mm、20mm、26mm
长　　度	Length:	2.5 米/m
材　　质	Material:	铝合金	Aluminium Alloy
表面颜色	Surface Colour:	多种工艺 颜色可选	Multiple Finishes Available
安装详情	Installation Details:	/



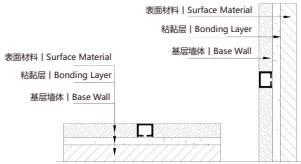



产品应用：木地板、瓷砖石材等材料的地面、墙面过渡收口，天花装饰造型线。

Product Application: Transition Trims For Floor-to-wall Junctions In Wooden Flooring, Ceramic Tiles, Stone Surfaces, And Other Materials; Decorative Mouldings For Ceiling Profiles.





安装流程：预留尺寸型材后卡安装，玻璃胶固定，安装便捷、简化工序。

Installation Procedure: Install After Reserving Dimensions For The Profile, Secure With Silicone Sealant. Installation Is Straightforward And Streamlined.





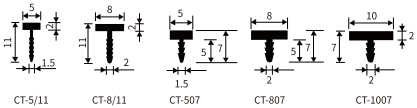

CT-T 形扣条 | CT-T Profile Clip

面宽尺寸	Frontage Width:	CT-507、CT-5/11、CT-807、CT-8/11、CT-1007
收口高度	Closure Height:	5mm、8mm、10mm
长　　度	Length:	2.5 米/m
材　　质	Material:	铝合金	Aluminium Alloy
表面颜色	Surface Colour:	多种工艺 颜色可选	Multiple Finishes Available
安装详情	Installation Details:	/



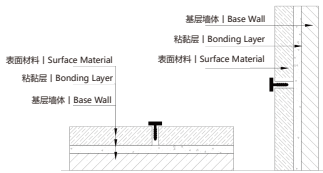

产品应用：地面、墙面过渡收口

Product Application: Floor-to-wall Transition Trim







安装流程：预留缝隙型材后期卡入用玻璃胶固定，安装便捷、简化工序。

Installation Procedure: Reserve Gaps For Subsequent Insertion Of Profiles, Secured With Silicone Sealant. This Facilitates Straightforward Installation And Streamlined Processes.



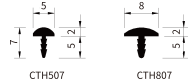

CTH-T 形弧面扣条 | CTH-T Curved Edge Trim

面宽尺寸	Frontage Width:	CTH507、CTH807
收口高度	Closure Height:	5mm、8mm
长　　度	Length:	3.0 米/m
材　　质	Material:	铝合金	Aluminium Alloy
表面颜色	Surface Colour:	多种工艺 颜色可选	Multiple Finishes Available
安装详情	Installation Details:	/



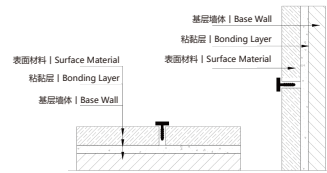

产品应用：地面、墙面过渡收口

Product Application: Floor-to-wall Transition Trim





安装流程：预留缝隙型材后期卡入用玻璃胶固定，安装便捷、简化工序。

Installation Procedure: Reserve Gaps For Subsequent Insertion Of Profiles, Secured With Silicone Sealant. This Facilitates Straightforward Installation And Streamlined Processes.



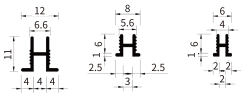

CFU- 平面凹槽过渡条 | CFU - Flat Groove Transition Strip

型　　号	Model:	CFU06 、CFU806、CFU12
面宽尺寸	Front Width:	6mm、8mm、12mm
长　　度	Length:	3 米/m
材　　质	Material:	铝合金	Aluminium Alloy
表面颜色	Surface Colour:	多种工艺 颜色可选	Multiple Finishes Available
安装详情	Installation Details:	/



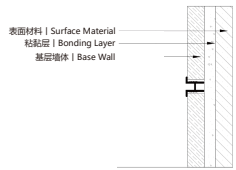



产品应用：阳角收口、阴角收口、背景墙单边收口、高低差收口、半墙收口

Product Applications: External Corner Finishing, Internal Corner Finishing, Single-sided Finishing For Feature Walls, Level Transition Finishing, Half-wall Finishing.





安装流程：型材需与主材同步施工，瓷砖胶固定，安装便捷、简化工序

Installation Procedure: Profiles Must Be Installed Concurrently With Primary Materials, Secured Using Tile Adhesive. Installation Is Straightforward And Streamlined.





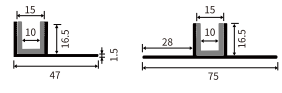

LFB- 单双边玻璃夹 | LFB - Single/double-sided Glass Clamp

型　　号	Model:	LFB150-A、LFB150-L
收口高度	Closure Height:	15mm、16.5mm
长　　度	Length:	2.5 米/m
材　　质	Material:	铝合金	Aluminium Alloy
表面颜色	Surface Colour:	银白、哑黑	Silver-white, Matt Black
安装详情	Installation Details:	/



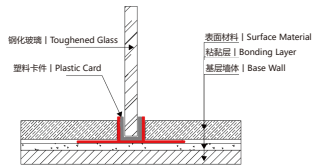

产品应用：隐藏式玻璃屏风、隔断等收口

Product Application: Concealed Glass Screens, Partitions And Other Finishing Details





安装流程：型材需与主材同步施工，瓷砖胶固定，玻璃需要玻璃胶固定，安装便捷、简化工序

Installation Procedure: Profiles Must Be Installed Concurrently With Primary Materials, Secured Using Tile Adhesive. Glass Elements Require Sealing With Silicone Sealant. Installation Is Straightforward, Simplifying The Process



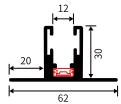

LFB300

LFB- 双压边发光玻璃夹	LFB- Double-pressed Edge Illuminated Glass Clamp	
型　　号	Model:	LFB300（含亚克力垫片）
收口高度	Closure Height:	30mm
长　　度	Length:	2.5 米/m
材　　质	Material:	铝合金	Aluminium Alloy
表面颜色	Surface Colour:	哑黑	Matte Black
安装详情	Installation Details:	/



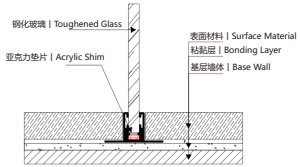

产品应用：隐藏式玻璃屏风、隔断等收口

Product Application: Concealed Glass Screens, Partitions And Other Finishing Details





安装流程：型材需与主材同步施工，瓷砖胶固定，玻璃需要玻璃胶固定，安装便捷、简化工序

Installation Procedure: Profiles Must Be Installed Concurrently With Primary Materials, Secured Using Tile Adhesive. Glass Elements Require Sealing With Silicone Sealant. Installation Is Straightforward, Simplifying The Process

全屋精细收口/场景应用

Precision Finishing Throughout The Home / Scenario Applications

浴室应用

Bathroom Applications



全屋精细收口/场景应用

Precision Finishing Throughout The Home / Scenario Applications

背景墙应用

Feature Wall Applications





地板收口系列

Floor Closing Series

覆盖瓷砖、墙板、木地板等不同材料的地面过渡收口

过渡、分缝、连接功能、施工便捷、历久弥新、方便护理、效果美观

Transition Trims For Floor Transitions Between Different Materials Such As Tiles, Wall Panels, And Wooden Flooring

Features: Seamless Transitions, Joint Separation, Connection Functionality, Straightforward Installation, Enduring Quality, Easy Maintenance, And An Aesthetically Pleasing Finish

www.lmcmetal.com



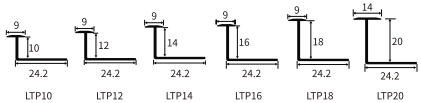

LTP-Z 字形平面过渡条（木地板）| LTP-Z Shaped Flat Transition Strip (Wood Flooring)

型　　号	Model:	LTP10、LTP12、LTP14、LTP16、LTP18、LTP20
收口高度	Closure Height:	10mm、12mm、14mm、16mm、18mm、20mm
长　　度	Length:	2.7 米/m
材　　质	Material:	铝合金	Aluminium Alloy
表面颜色	Surface Colour:	多种工艺 颜色可选	Multiple Finishes Available Colour Options Available
安装详情	Installation Details:	/



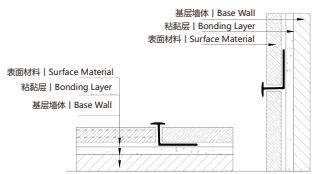



产品应用：地面、墙面过渡收口 Z 字形平面过渡条，叶片孔的可做弧形拉弯

Product Application:
Floor-to-wall Transition Trim Z-shaped Surface Transition Strip, With Blade Holes Capable Of Curved Bending





安装流程：型材需与主材同步施工，玻璃胶固定，安装便捷、简化工序

Installation Procedure: Profiles Must Be Installed Concurrently With Primary Materials, Secured With Silicone Sealant. Installation Is Straightforward, Simplifying The Process





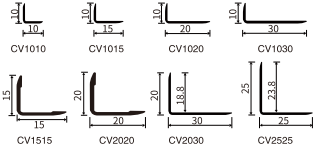

CV- 直角收口线 | CV - Right-angle Finishing Strip

型　　号	Model:	CV1010、CV1015、CV1020、CV1030、CV1515、CV2020、CV2030、CV2525
收口高度	Closure Height:	10*10、10*15、10*20、10*30、15*15、20*20、20*30、25*25mm
长　　度	Length:	2.7 米/m
材　　质	Material:	铝合金	Aluminium Alloy
表面颜色	Surface Colour:	多种工艺 颜色可选	Multiple Finishes Available Colour Options Available
安装详情	Installation Details:	/



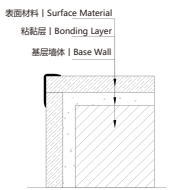

产品应用：楼梯踏步、台面收口、阳角收口

Product Applications: Stair Treads, Worktop Edging, External Corner Edging



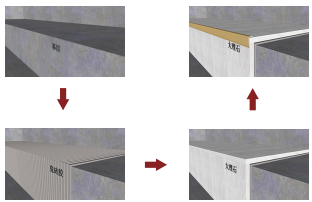

安装流程：主材施工后，型材后卡安装，玻璃胶固定，安装便捷、简化工序

Installation Procedure: Following The Installation Of Primary Materials, Profile Brackets Are Fitted And Secured With Silicone Sealant. This Method Facilitates Straightforward Installation And Streamlined Processes



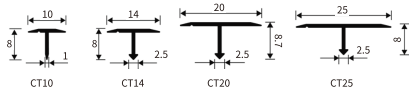

CT-T 形扣条 (木地板扣条) | CT-T Profile Strip (Wooden Floor Trim)

型　　号	Model:	CT10、CT14、CT20、CT25
面宽尺寸	Frontage Width:	10mm、14mm、20mm、25mm
长　　度	Length:	2.7 米/m
材　　质	Material:	铝合金	Aluminium Alloy
表面颜色	Surface Colour:	多种工艺 颜色可选	Multiple Finishes Available Colour Options Available
安装详情	Installation Details:	/



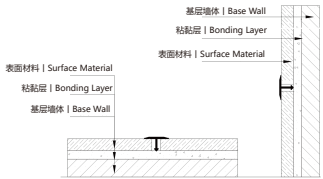

产品应用：地面、墙面过渡收口

Product Application: Floor-to-wall Transition Trim





安装流程：预留缝隙型材后期卡入用玻璃胶固定，安装便捷、简化工序

Installation Procedure: Reserve Gaps For Subsequent Insertion Of Profiles, Secured With Silicone Sealant. This Facilitates Straightforward Installation And Streamlined Processes



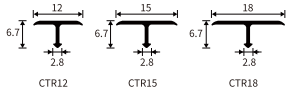

CTR- 地板高低差扣条 | CTR - Floor Leveling Strip

型　　号	Model:	CTR12、CTR15、CTR18
面宽尺寸	Frontage Width:	12mm、15mm、18mm
长　　度	Length:	2.7 米/m
材　　质	Material:	铝合金	Aluminium Alloy
表面颜色	Surface Colour:	多种工艺 颜色可选	Multiple Finishes Available Colour Options Available
安装详情	Installation Details:	/



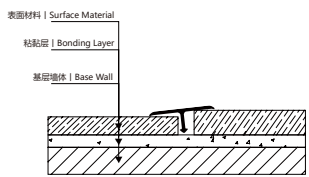

产品应用：地面、墙面过渡收口、高低差收口

Product Application: Floor-to-wall Transition Joints, Level Difference Joints





安装流程：预留缝隙型材后期卡入用玻璃胶固定，安装便捷、简化工序

Installation Procedure: Reserve Gaps For Subsequent Insertion Of Profiles, Secured With Silicone Sealant. This Facilitates Straightforward Installation And Streamlined Processes





LHD- 地板万能扣 | LHD - Universal Floor Clip

型　　号	Model:	LHD33 、LHD40
面宽尺寸	Frontage Width:	33mm、40mm
长　　度	Length:	2.7 米/m
材　　质	Material:	铝合金	Aluminium Alloy
表面颜色	Surface Colour:	多种工艺 颜色可选	Multiple Finishes Available Colour Options Available
安装详情	Installation Details:	/



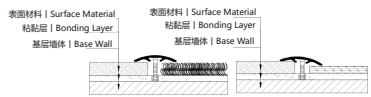





产品应用：木地板、瓷砖石材等不同材料的地面墙面平面过渡、高低差过渡收口

Product Application: Seamless Transitions Between Floor And Wall Surfaces, And Bridging Height Differences For Various Materials Including Wooden Flooring, Tiles, And Stone

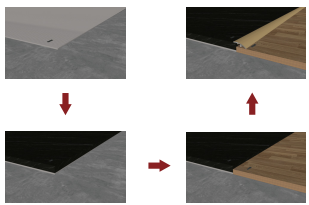

安装流程：预留空间，型材后卡安装，玻璃胶固定，安装便捷、简化工序

Installation Procedure: Reserve Space, Install Profiles With Rear Clips, Secure With Silicone Sealant. Installation Is Straightforward And Streamlined



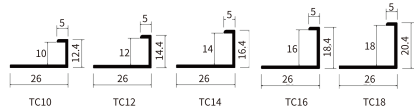

TC-C 形单边扣条（木地板）| TC-C Single-sided Edge Trim (Wood Flooring)

型　　号	Model:	TC10、TC12、TC14、TC16、TC18
收口高度	Closure Height:	10mm、12mm、14mm、16mm、18mm
长　　度	Length:	2.7 米/m
材　　质	Material:	铝合金	Aluminium Alloy
表面颜色	Surface Colour:	多种工艺 颜色可选	Multiple Finishes Available Colour Options Available
安装详情	Installation Details:	/



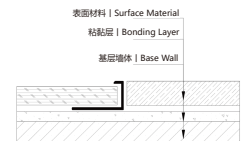



产品应用：木地板与瓷砖石材等材料的地面、墙面过渡收口

Product Application: Transition Trims For Floor-to-wall Junctions Between Wooden Flooring And Materials Such As Ceramic Tiles And Stone



安装流程：型材需与主材同步施工，玻璃胶固定，安装便捷、简化工序

Installation Procedure: Profiles Must Be Installed Concurrently With Primary Materials, Secured With Silicone Sealant. Installation Is Straightforward, Simplifying The Process



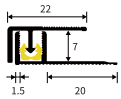

FTF22

FTF- 铝合金地板收边条 | FTF - Aluminium Alloy Floor Trim

型　　号	Model:	FTF22
收口高度	Closure Height:	22mm
长　　度	Length:	2.7 米/m
材　　质	Material:	铝合金	Aluminium Alloy
表面颜色	Surface Colour:	多种工艺 颜色可选	Multiple Finishes Available Colour Options Available
安装详情	Installation Details:	钛金	Titanium



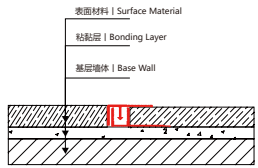

产品应用：适用于 8mm 以上木地板、瓷砖过渡收口

Product Application: Suitable For Transition Trims On Wooden Flooring And Tiles With A Thickness Of 8mm Or Greater.





安装流程：需与主材同步施工先安装卡扣件型材后期卡入卡扣件固定，安装便捷、简化工序

Installation Procedure: Must Be Carried Out Concurrently With Primary Materials. First Install The Clip-on Fittings And Profiles, Then Subsequently Snap The Clip-on Fittings Into Place For Securing. Installation Is Straightforward And Streamlines The Process



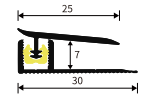

FST25

FST- 铝合金地板收边条 | FST - Aluminium Alloy Floor Skirting

型　　号	Model:	FST25
面宽尺寸	Frontage Width:	22mm
长　　度	Length:	2.7 米/m
材　　质	Material:	铝合金	Aluminium Alloy
表面颜色	Surface Colour:	钛金、哑黑	Titanium Gold, Matte Black
安装详情	Installation Details:	/



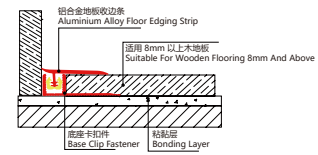



产品应用：铝合金地板收边条，底座可螺丝、打胶固定，高低可调节，适用 8mm 以上木地板

Product Application: Aluminium Alloy Floor Edging Strip. Base Can Be Secured With Screws Or Adhesive Sealant. Height-adjustable. Suitable For Wooden Flooring 8mm Thick And Above



安装流程：需与主材同步施工先安装卡扣件型材后期卡入卡扣件固定，安装便捷、简化工序

Installation Procedure: Must Be Carried Out Concurrently With Primary Materials. First Install The Clip-on Fittings And Profiles, Then Subsequently Snap The Clip-on Fittings Into Place For Securing. Installation Is Straightforward And Streamlines The Process



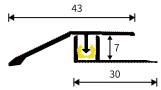

FHT22

FST- 铝合金地板收边条 | FST - Aluminium Alloy Floor Skirting

型　　号	Model: FST25
面宽尺寸	Frontage Width: 22mm
长　　度	Length: 2.7 米/m
材　　质	Material: 铝合金	Aluminium Alloy
表面颜色	Surface Colour: 钛金、哑黑	Titanium Gold, Matte Black
安装详情	Installation Details: /



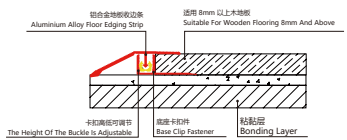





产品应用：铝合金地板收边条，底座可螺丝、打胶固定，高低可调节，适用 8mm 以上木地板

Product Application: Aluminium Alloy Floor Edging Strip. Base Can Be Secured With Screws Or Adhesive Sealant. Height-adjustable. Suitable For Wooden Flooring 8mm Thick And Above

安装流程：需与主材同步施工先安装卡扣件型材后期卡入卡扣件固定，安装便捷、简化工序

Installation Procedure: Must Be Carried Out Concurrently With Primary Materials. First Install The Clip-on Fittings And Profiles, Then Subsequently Snap The Clip-on Fittings Into Place For Securing. Installation Is Straightforward And Streamlines The Process



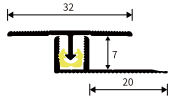

FT32

FT- 铝合金平面过渡条 | FT- Aluminium Alloy Flat Transition Strip

型　　号	Model: FT32
面宽尺寸	Frontage Width: 32mm
长　　度	Length: 2.7 米/m
材　　质	Material: 铝合金	Aluminium Alloy
表面颜色	Surface Colour: 钛金、哑黑	Titanium Gold, Matte Black
安装详情	Installation Details: /



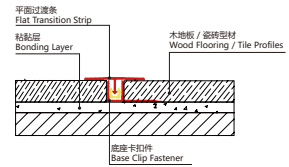



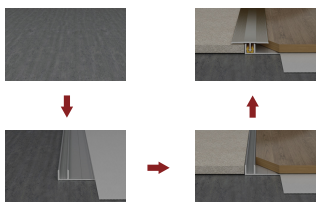

产品应用：铝合金地板收边条，底座可螺丝、打胶固定，高低可调节，适用 8mm 以上木地板

Product Application: Aluminium Alloy Floor Edging Strip. Base Can Be Secured With Screws Or Adhesive Sealant. Height-adjustable. Suitable For Wooden Flooring 8mm Thick Or Greater

安装流程：需与主材同步施工先安装卡扣件型材后期卡入卡扣件固定，安装便捷、简化工序

Installation Procedure: Must Be Carried Out Concurrently With Main Materials. First Install The Clip-on Fittings And Profiles, Then Subsequently Snap The Clip-on Fittings Into Place For Securing. Installation Is Straightforward And Streamlines The Process



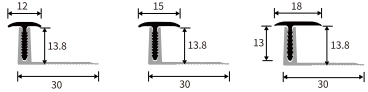

LTPB12　　LTPB15　　LTPB18

LTPB- 铝合金地板平扣条 | LTPB - Aluminium Alloy Floor Skirting Board

型　　号	Model:	LTPB12、LTPB15、LTPB18
面宽尺寸	Frontage Width:	12mm、15mm、18mm
长　　度	Length:	2.7 米/m
材　　质	Material:	铝合金	Aluminium Alloy
表面颜色	Surface Colour:	钛金、古铜、哑黑	Titanium Gold, Antique Bronze, Matte Black
安装详情	Installation Details:	/



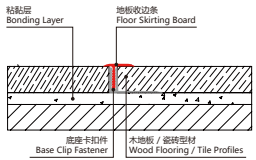



产品应用：铝合金地板收边条，底座可螺丝、打胶固定，高低可调节，适用 13.8mm 以上木地板

Product Application: Aluminium Alloy Floor Edging Strip. Base Can Be Secured With Screws Or Adhesive Sealant. Height-adjustable. Suitable For Wooden Flooring 13.8mm Thick And Above



安装流程：需与主材同步施工先安装卡扣件型材后期卡入卡扣件固定，安装便捷、简化工序

Installation Procedure: Must Be Carried Out Concurrently With Main Materials. First Install The Clip-on Fittings And Profiles, Then Subsequently Snap The Clip-on Fittings Into Place For Securing. Installation Is Straightforward And Streamlines The Process

全屋精细收口/场景应用

Precision Finishing Throughout The Home / Scenario Applications

木地板收口应用

Application Of Wooden Floor Trims





踏步台面系列

Stair Nosing & Countertop Series

又名平角收口、覆盖瓷砖、墙板、油漆、软硬包背景墙等材料过渡、分缝、连接功能、施工便捷、历久弥新、方便护理、效果美观

Also Known As Flat-angle Finishing, Covering Tiles, Wall Panels, Paintwork, And Soft/hard-pack Feature Walls Transitioning, Jointing, And Connecting Functions; Straightforward Installation; Enduring Appeal; Easy Maintenance; Aesthetically Pleasing Results

www.lmcmetal.com



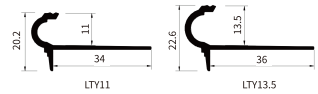

LTY- 踏步台面收口线 | LTY - Stair Tread Edge Trim

型　号	Model:	LTY11、LTY13.5
收口高度:	closure Height	11mm、13.5mm
长　度	Length:	2.7 米/m
材　质	Material:	铝合金	Aluminium Alloy
表面颜色	Surface Colour:	多种工艺 颜色可选	Multiple Finishes Available Colour Options Available
配套转角	Corner Fitting:	安装方便、简化工序	Easy Installation, Simplified Procedures







产品应用：楼梯踏步、台面阳角收口

Product Application: Stair Treads, Countertop External Corner Trims





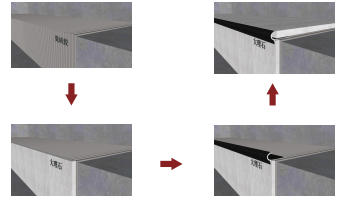

安装流程：型材需与主材同步施工，瓷砖胶固定，安装便捷、简化工序

Installation Procedure: Profiles Must Be Installed Concurrently With Primary Materials, Secured Using Tile Adhesive. Installation Is Straightforward And Streamlined



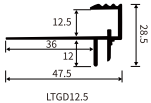

LTGD12.5

LTGD- 楼梯踏步收口条 | LTGD - Stair Tread Finishing Strip

型　　号	Model: LTGD12.5
收口高度	Closure Height: 12.5mm
长　　度	Length: 3 米/m
材　　质	Material: 铝合金 | Aluminium Alloy
表面颜色	Surface Colour: 钛金、哑黑 | Titanium Gold, Matte Black
安装详情	Installation Details: /



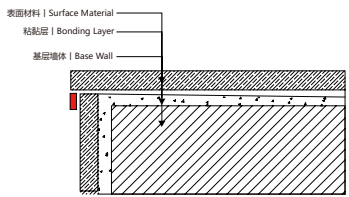

产品应用：楼梯踏步、台面阳角收口

Product Application: Stair Treads, Countertop External Corner Trims





安装流程：型材需与主材同步施工，瓷砖胶固定，安装便捷、简化工序

Installation Procedure: Profiles Must Be Installed Concurrently With Primary Materials, Secured Using Tile Adhesive. Installation Is Straightforward And Streamlined



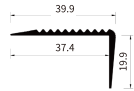

LTV2037

LTV- 楼梯防滑条 | LTV - Stair Tread Anti-slip Strips

型　　号	Model: LTV2037
收口高度	Closure Height: 20mm
长　　度	Length: 2.7米/m
材　　质	Material: 铝合金 | Aluminium Alloy
表面颜色	Surface Colour: 多种工艺 颜色可选 | Multiple Finishes Available Colour Options Available
安装详情	Installation Details: /



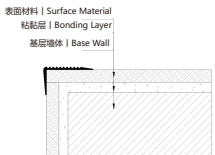

产品应用：楼梯踏步、台面阳角收口

Product Application: Stair Treads, Countertop External Corner Trims



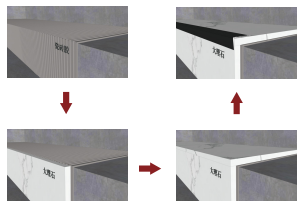

安装流程：型材需与主材同步施工，瓷砖胶固定，安装便捷、简化工序

Installation Procedure: Profiles Must Be Installed Concurrently With Primary Materials, Secured Using Tile Adhesive. Installation Is Straightforward And Streamlined



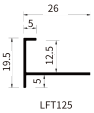

LFT125

LFT- 台面踏步收口线 | LFT - Worktop Step Trim

型　号	Model:	LFT125
收口高度	Closure Height:	12.5mm
长　度	Length:	2.5米/m
材　质	Material:	铝合金	Aluminium Alloy
表面颜色	Surface Colour:	多种工艺 颜色可选	Multiple Finishes Available Colour Options Available
安装详情	Installation Details:	/



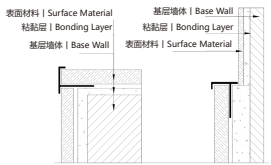



产品应用：楼梯踏步、台面收口、半墙收口、淋浴区下沉收口

Product Applications: Stair Treads, Worktop Edging, Half-wall Edging, Shower Recess Edging





安装流程：型材需与主材同步施工，瓷砖胶固定，安装便捷、简化工序

Installation Procedure: Profiles Must Be Installed Concurrently With Primary Materials, Secured Using Tile Adhesive. Installation Is Straightforward And Streamlined.



全屋精细收口/场景应用

Precision Finishing Throughout The Home / Scenario Applications

楼梯应用

Staircase Applications





踢脚线系列
Skirt Board Series

覆盖瓷砖、墙板等墙面材料的踢脚应用
配套转角件、简化加工环节、施工便捷、效果美观

Skirting Applications For Wall Coverings Such As Tiles And Wall Panels
Compatible Corner Pieces, Simplified Processing Stages, Straightforward Installation,
And Aesthetically Pleasing Results

www.lmcmetal.com



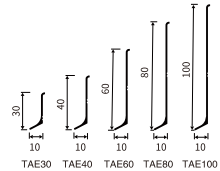

TAE- 轻奢踢脚线 | TAE - Luxury-inspired Skirting Boards

型　　号	Model:	TAE30、TAE40、TAE60、TAE80、TAE100
收口高度	Closure Height:	30mm、40mm、60mm、80mm、100mm
长　　度	Length:	2.5米/m
材　　质	Material:	铝合金	Aluminium Alloy
表面颜色	Surface Colour:	多种工艺 颜色可选	Multiple Finishes Available Colour Options Available
配套转角	Corner Fitting:	安装方便、简化工序	Easy Installation, Simplified Procedures









产品应用：瓷砖、墙板、墙布、油漆等墙面材料的踢脚线

Product Application: Skirting Boards For Wall Materials Such As Tiles, Wall Panels, Wallcoverings, And Paint





安装流程：基层需清理干净，确保平直，玻璃胶、免打胶固定，安装便捷、简化工序

Installation Procedure: The Substrate Must Be Thoroughly Cleaned And Ensured To Be Level And Straight. Secure Using Silicone Sealant And Adhesive Without Nails. Installation Is Straightforward And Streamlined





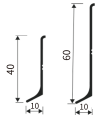

TAEM40 TAEM60

TAEM- 莫兰迪系列 | TAEM - Morandi Collection

型　　号	Model: TAEM40、TAEM60
收口高度	Closure Height: 40mm、60mm
长　　度	Length: 2.5米/m
材　　质	Material: 铝合金 | Aluminium Alloy
表面颜色	Surface Colour: 多种工艺 颜色可选 | Multiple Finishes Available Colour Options Available
配套转角	Corner Fitting: 安装方便、简化工序 | Easy Installation, Simplified Procedures






阳角配件
Corner Trim Fittings


阴角配件
Corner Trim


平接配件
Flat-joint Fittings


左封口
Left Seal


右封口
Right-hand Seal



产品应用：瓷砖、墙板、墙布、油漆等墙面材料的踢脚线

Product Application: Skirting Boards For Wall Materials Such As Tiles, Wall Panels, Wallcoverings, And Paint.





安装流程：基层需清理干净，确保平直，玻璃胶、免钉胶固定，安装便捷，简化工序

Installation Procedure: The Substrate Must Be Thoroughly Cleaned And Ensured To Be Level And Straight. Secure Using Silicone Sealant And Adhesive Without Nails. Installation Is Straightforward And Streamlined.





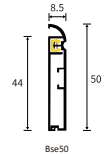

Bse50

BSE- 铝合金卡扣踢脚线 | BSE - Aluminium Alloy Snap-fit Skirting Board

型　　号	Model: BSE50
收口高度	Closure Height: 50mm
长　　度	Length: 2.5米/m
材　　质	Material: 铝合金 | Aluminium Alloy
表面颜色	Surface Colour: 多种工艺 颜色可选 | Multiple Finishes Available Colour Options Available
配套转角	Corner Fitting: 安装方便、简化工序 | Easy Installation, Simplified Procedures




阳角配件
Corner Trim Fittings


阴角配件
Corner Trim


左封配件
Left-hand Fittings


右封配件
Right-hand Seal Fittings


卡扣配件
Snap-fit Fittings

产品应用：瓷砖、墙板、墙布、油漆等墙面材料的踢脚线

Product Application: Skirting Boards For Wall Materials Such As Tiles, Wall Panels, Wallcoverings, And Paint





安装流程：基层需清理干净，安装卡扣件、后卡型材，安装便捷、简化工序

Installation Procedure: The Substrate Must Be Thoroughly Cleaned. Install The Clip Fittings And Rear Clamping Profiles. Installation Is Straightforward, Simplifying The Process



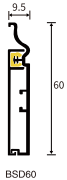

BSD60

BSE- 铝合金卡扣踢脚线 | BSE - Aluminium Alloy Snap-fit Skirting Board

型　　号	Model:	BSD60
收口高度	Closure Height:	60mm
长　　度	Length:	2.5米/m
材　　质	Material:	铝合金	Aluminium Alloy
表面颜色	Surface Colour:	多种工艺 颜色可选	Multiple Finishes Available Colour Options Available
安装详情	Installation Details:	/



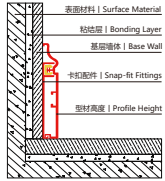

产品应用：瓷砖、墙板、墙布、油漆等墙面材料的踢脚线

Product Application: Skirting Boards For Wall Materials Such As Tiles, Wall Panels, Wallcoverings, And Paint





安装流程：基层需清理干净，安装卡扣件、后卡型材，安装便捷、简化工序

Installation Procedure: The Substrate Must Be Thoroughly Cleaned. Install The Clip Fittings And Rear Clamping Profiles. Installation Is Straightforward, Simplifying The Process





YK12-A　　YK16-A

YK- 极窄弧形踢脚线 | YK- Ultra-slim Curved Skirting Board

型　　号	Model:	YK12-A、YK16-A
收口高度	Closure Height:	12mm、16mm
长　　度	Length:	2.5米/m
材　　质	Material:	铝合金	Aluminium Alloy
表面颜色	Surface Colour:	多种工艺 颜色可选	Multiple Finishes Available Colour Options Available
配套转角	Corner Fitting:	安装方便、简化工序	Easy Installation, Simplified Procedures





产品应用：极窄弧形踢脚线

Product Application: Ultra-narrow Curved Skirting Board





安装流程：型材需与主材同步施工，瓷砖胶固定，安装便捷、简化工序

Installation Procedure: Profiles Must Be Installed Concurrently With Primary Materials, Secured Using Tile Adhesive. Installation Is Straightforward And Streamlined



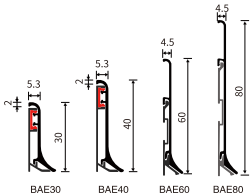

BAE- 极简卡扣踢脚线 | BAE - Minimalist Snap-fit Skirting Board

型　　号	Model:	BAE30、BAE40、BAE60、BAE80
收口高度	Closure Height:	30mm、40mm、60mm、80mm
长　　度	Length:	2.5米/m
材　　质	Material:	铝合金	Aluminium Alloy
表面颜色	Surface Colour:	多种工艺 颜色可选	Multiple Finishes Available Colour Options Available
配套转角	Corner Fitting:	安装方便、简化工序	Easy Installation, Simplified Procedures





产品应用：瓷砖、墙板、墙布、油漆等墙面材料的踢脚线

Product Application: Skirting Boards For Wall Materials Such As Tiles, Wall Panels, Wallcoverings, And Paint.





安装流程：基层需清理干净，安装卡扣件、后卡型材，安装便捷、简化工序

Installation Procedure: The Substrate Must Be Thoroughly Cleaned. Install The Clip Fittings And Rear Clamping Profiles. Installation Is Straightforward, Simplifying The Process



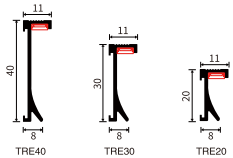

TRE- 内嵌弧边平口踢脚线 | TRE - Embedded Curved Edge Flush Skirting Board

型　　号	Model:	BAE30、BAE40、BAE60、BAE80
收口高度	Closure Height:	30mm、40mm、60mm、80mm
长　　度	Length:	2.5米/m
材　　质	Material:	铝合金	Aluminium Alloy
表面颜色	Surface Colour:	多种工艺 颜色可选	Multiple Finishes Available Colour Options Available
配套转角	Corner Fitting:	安装方便、简化工序	Easy Installation, Simplified Procedures





产品应用：瓷砖、墙板等墙面材料内嵌式踢脚线

Product Application: Recessed Skirting Boards For Wall Materials Such As Tiles And Wall Panels





安装流程：先固定主材，后卡入型材，免钉胶固定，安装便捷、简化工序

Installation Procedure: Secure The Main Components First, Then Slot In The Profiles. Adhesive Bonding Eliminates The Need For Nails, Ensuring Straightforward Installation And Streamlined Processes



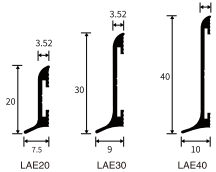

LAE- 超薄踢脚线 | LAE - Ultra-thin Skirting Board

型　　号	Model:	LAE20、LAE30、LAE40
收口高度	Closure Height:	20mm、30mm、40mm
长　　度	Length:	2.5米/m
材　　质	Material:	铝合金	Aluminium Alloy
表面颜色	Surface Colour:	多种工艺 颜色可选	Multiple Finishes Available Colour Options Available
配套转角	Corner Fitting:	安装方便、简化工序	Easy Installation, Simplified Procedures





产品应用：瓷砖、油漆、墙板等墙面材料外挂踢脚线

Product Application: External Skirting Boards For Wall Materials Such As Tiles, Paint, Wall Panels, Etc







安装流程：基层需清理干净，确保平直，玻璃胶、免钉胶固定，安装便捷、简化工序

Installation Procedure: The Substrate Must Be Thoroughly Cleaned And Ensured To Be Level And Straight. Secure Using Silicone Sealant And Adhesive Without Nails. Installation Is Straightforward And Streamlined



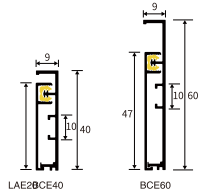

BCE- 方形卡扣踢脚线 | BCE - Square Clip-on Skirting Board

型　　号	Model:	BCE40、BCE60
收口高度	Closure Height:	40mm、60mm
长　　度	Length:	2.5米/m
材　　质	Material:	铝合金	Aluminium Alloy
表面颜色	Surface Colour:	多种工艺 颜色可选	Multiple Finishes Available Colour Options Available
安装详情	Installation Details:	/



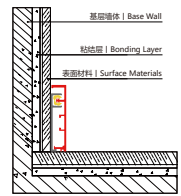

产品应用：瓷砖、油漆、墙板等墙面材料外挂踢脚线

Product Application: External Skirting Boards For Wall Materials Such As Tiles, Paint, Wall Panels, Etc



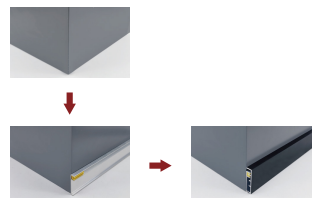

安装流程：基层需清理干净，安装卡扣件、后卡型材，安装便捷、简化工序

Installation Procedure: The Substrate Must Be Thoroughly Cleaned. Install The Clip Fittings And Rear Clamping Profiles. Installation Is Straightforward, Simplifying The Process



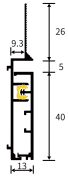

PCE40

PCE- 铝合金批灰内嵌卡扣踢脚线 | PCE - Aluminium Alloy Plaster-filled Skirting Board With Integrated Snap-fit Fasteners

型　　号	Model:	PCE40
收口高度	Closure Height:	40mm
长　　度	Length:	2.5米/m
材　　质	Material:	铝合金	Aluminium Alloy
表面颜色	Surface Colour:	多种工艺 颜色可选	Multiple Finishes Available Colour Options Available
安装详情	Installation Details:	/



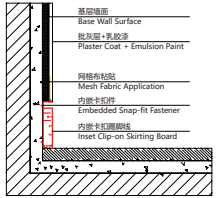

产品应用：瓷砖、油漆、墙板等墙面材料内嵌卡扣踢脚线

Product Application: Snap-fit Skirting Boards For Embedding Within Wall Materials Such As Tiles, Paint, Wall Panels, Etc



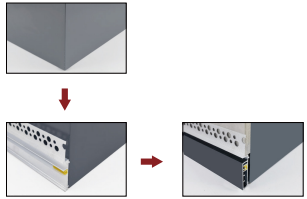

安装流程：基层需清理干净，安装卡扣件、后卡型材，安装便捷、简化工序

Installation Procedure: The Substrate Must Be Thoroughly Cleaned. Install The Clip Fittings And Rear Clamping Profiles. Installation Is Straightforward, Simplifying The Process



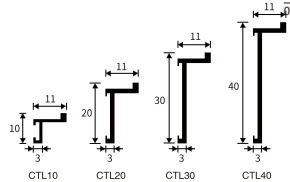

CTL- 内嵌 7 字形踢脚线 | CTL - Embedded 7-shaped Skirting Board

型　　号	Model:	CTL10、CTL20、CTL30、CTL40
收口高度	Closure Height:	10mm、20mm、30mm、40mm
长　　度	Length:	2.5米/m
材　　质	Material:	铝合金	Aluminium Alloy
表面颜色	Surface Colour:	多种工艺 颜色可选	Multiple Finishes Available Colour Options Available
配套转角	Corner Fitting:	安装方便、简化工序	Easy Installation, Simplified Procedures





产品应用：瓷砖、墙板等墙面材料内嵌式踢脚线

Product Application: Recessed Skirting Boards For Wall Materials Such As Tiles And Wall Panels





安装流程：先固定主材，后卡入型材，免钉胶固定，安装便捷、简化工序

Installation Procedure: Secure The Main Materials First, Then Slot In The Profiles. Adhesive Bonding Eliminates The Need For Nails, Ensuring Straightforward Installation And Streamlined Processes



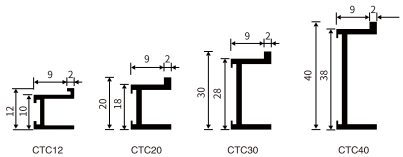

CTC- 内嵌 C 字形踢脚线 | CTC - Embedded C-shaped Skirting Board

型　　号	Model:	CTC12、CTC20、CTC30、CTC40
收口高度	Closure Height:	12mm、20mm、30mm、40mm
长　　度	Length:	2.5米/m
材　　质	Material:	铝合金	Aluminium Alloy
表面颜色	Surface Colour:	多种工艺 颜色可选	Multiple Finishes Available Colour Options Available
配套转角	Corner Fitting:	安装方便、简化工序	Easy Installation, Simplified Procedures





阳角配件
Corner Trim Fittings



阴角配件
Internal Corner Fitting



左封配件
Left-hand Fittings



右封配件
Right-hand Seal Fittings

产品应用：瓷砖、墙板等墙面材料内嵌式踢脚线

Product Application: Recessed Skirting Boards For Wall Materials Such As Tiles And Wall Panels





安装流程：先固定主材，后卡入型材，免钉胶固定，安装便捷、简化工序

Installation Procedure: Secure The Main Materials First, Then Slot In The Profiles. Adhesive Bonding Eliminates The Need For Nails, Ensuring Straightforward Installation And Streamlined Processes





TLE-R-7 字形内嵌式踢脚线 | TLE-R-7 Inset Skirting Board

型　　号	Model:	TLE25-R
收口高度	Closure Height:	25mm
长　　度	Length:	2.5米/m
材　　质	Material:	铝合金	Aluminium Alloy
表面颜色	Surface Colour:	多种工艺 颜色可选	Multiple Finishes Available Colour Options Available
安装详情	Installation Details:	/



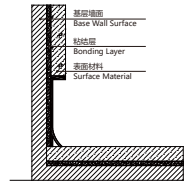

产品应用：瓷砖、墙板等墙面材料内嵌式踢脚线、天花顶角收口

Product Application: Embedded Skirting Boards For Wall Materials Such As Tiles And Wall Panels; Ceiling Corner Trims





安装流程：先固定主材，根据图纸预留槽位，免钉胶、玻璃胶固定，安装便捷、简化工序

Installation Procedure: First Secure The Main Materials, Reserve Slots According To The Drawings, And Fix Using Nail-free Adhesive And Silicone Sealant. Installation Is Straightforward And Streamlined



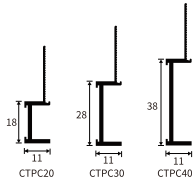

CTPC- 批灰内嵌踢脚线 | CTPC - Plaster-embedded Skirting Board

型　　号	Model:	CTPC20、CTPC30、CTPC40
收口高度	Closure Height:	20mm、30mm、40mm
长　　度	Length:	2.5米/m
材　　质	Material:	铝合金	Aluminium Alloy
表面颜色	Surface Colour:	多种工艺 颜色可选	Multiple Finishes Available Colour Options Available
配套转角	Corner Fitting:	安装方便、简化工序	Easy Installation, Simplified Procedures




阳角配件
Corner Trim Fittings


阳角配件
Internal Corner Fitting


左封配件
Left-hand Fittings


右封配件
Right-hand Seal Fittings

产品应用：涂料墙面内嵌式踢脚线、天花顶角收口

Product Application: Painted Wall-mounted Recessed Skirting Boards, Ceiling Corner Trims





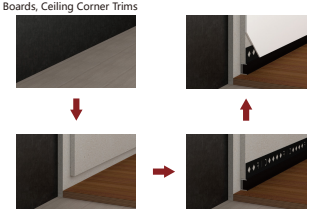

安装流程：石膏板基层做好，钉枪固定型材，粘贴批灰网格，刮腻子层

Installation Procedure: Prepare The Plasterboard Substrate, Secure The Profiles With A Nail Gun, Adhere The Plastering Mesh, Apply The Skim Coat



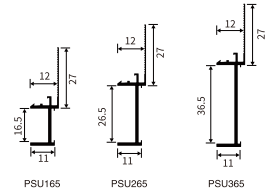

PSU-C 型石膏板内嵌踢脚线 | PSU-C Type Plasterboard Embedded Skirting Board

型　　号	Model:	PSU165、PSU265、PSU365
批灰厚度 2.5mm，本色表面可喷涂乳胶漆	Plaster Thickness: 2.5mm. Natural Finish Surfaces May Be Coated With Emulsion Paint	
长　　度	Length:	3.0米/m
材　　质	Material:	铝合金	Aluminium Alloy
表面颜色	Surface Colour:	铝本色（可直接油漆）、哑黑	Natural Aluminium (Ready For Painting), Matt Black
安装详情	Installation Details:	/



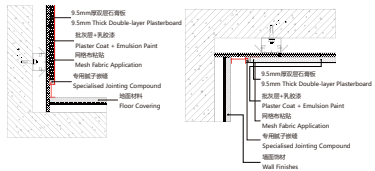





产品应用：c 型内嵌踢脚线、悬浮顶 C 型工艺缝，油漆墙面与不同材料之间的过渡收口

Product Application: C-shaped Recessed Skirting Boards, Suspended Ceiling C-shaped Joint Detailing, Transition Trims Between Painted Walls And Different Materials

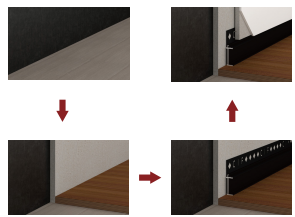

安装流程：型材需预埋、与石膏板交接处用专用嵌缝腻子填充并粘贴批灰网格布

Installation Procedure: The Profiles Must Be Pre-embedded. At The Junctions With Plasterboard, Fill With Specialised Joint Compound And Affix Plastering Mesh



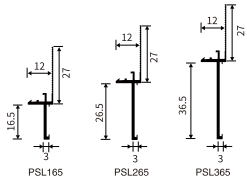

PSL-L 型石膏板内嵌踢脚线 | PSL-L Type Plasterboard Embedded Skirting Board

型　　号	Model: PSL165、PSL265、PSL365
批灰厚度 2.5mm，本色表面可喷涂乳胶漆	Plaster Thickness: 2.5mm. Natural-coloured Surfaces May Be Coated With Emulsion Paint
长　　度	Length: 3.0米/m
材　　质	Material: 铝合金 | Aluminium Alloy
表面颜色	Surface Colour: 铝本色（可直接油漆）、哑黑 | Natural Aluminium (Ready For Painting), Matt Black
安装详情	Installation Details: /



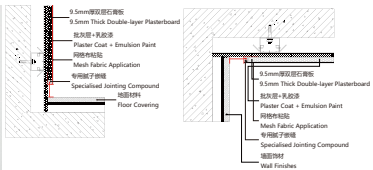

产品应用：艺术涂料墙面内嵌踢脚线、悬浮顶阴影缝

Product Application: Artistic Paint Finishes With Recessed Skirting Boards And Shadow Gaps In Suspended Ceilings







安装流程：型材需预埋、与石膏板交接处用专用嵌缝腻子填充并粘贴批灰网格布

Installation Procedure: The Profiles Must Be Pre-embedded. At The Junctions With Plasterboard, Fill With Specialised Joint Compound And Affix Plastering Mesh



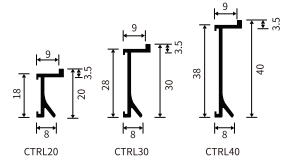

CTRL- 内嵌 7 字形弧面踢脚线 | CTRL- Embedded 7-shaped Curved Skirting Board

型　　号	Model: CTRL20、CTRL30、CTRL40
收口高度	Closure Height: 20mm、30mm、40mm
长　　度	Length: 3.0米/m
材　　质	Material: 铝合金 | Aluminium Alloy
表面颜色	Surface Colour: 多种工艺 颜色可选 | Multiple Finishes Available Colour Options Available
配套转角	Corner Fitting: 安装方便、简化工序 | Easy Installation, Simplified Procedures





产品应用：瓷砖、墙板等墙面材料内嵌式踢脚线、天花顶角收口

Product Application: Embedded Skirting Boards For Wall Materials Such As Tiles And Wall Panels; Ceiling Corner Trims





安装流程：先固定主材，根据图纸预留槽位，免钉胶、玻璃胶固定，安装便捷、简化工序

Installation Procedure: First Secure The Main Materials, Reserve Slots According To The Drawings, And Fix Using Nail-free Adhesive And Silicone Sealant. Installation Is Straightforward And Streamlined



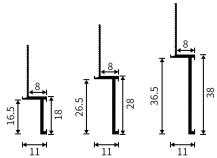

CTPL20 CTPL30 CTPL40

CTPL- 内嵌批灰踢脚线 | CTPL - Embedded Plaster Skirting Board

型　　号	Model:	CTPL20、CTPL30、CTPL40
收口高度	Closure Height:	20mm、30mm、40mm
长　　度	Length:	3.0米/m
材　　质	Material:	铝合金	Aluminium Alloy
表面颜色	Surface Colour:	多种工艺 颜色可选	Multiple Finishes Available Colour Options Available
配套转角	Corner Fitting:	安装方便、简化工序	Easy Installation, Simplified Procedures




阳角配件
Corner Trim Fittings


阳角配件
Corner Trim


左封配件
Left-hand Fittings


右封配件
Right-hand Seal Fittings

产品应用：瓷砖、墙板等墙面材料内嵌式踢脚线、天花顶角收口

Product Application: Embedded Skirting Boards For Wall Materials Such As Tiles And Wall Panels; Ceiling Corner Trims





安装流程：先固定主材，根据图纸预留槽位，免钉胶、玻璃胶固定，安装便捷、简化工序

Installation Procedure: First Secure The Main Materials, Reserve Slots According To The Drawings, And Fix Using Nail-free Adhesive And Silicone Sealant. Installation Is Straightforward And Streamlined



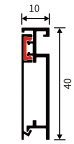

BFE40

BFE- 内嵌发光踢脚线 | BFE - Embedded Illuminated Skirting Board

型　　号	Model:	BFE40
收口高度	Closure Height:	40mm
长　　度	Length:	2.5米/m
材　　质	Material:	铝合金	Aluminium Alloy
表面颜色	Surface Colour:	多种工艺 颜色可选	Multiple Finishes Available Colour Options Available
配套转角	Corner Fitting:	安装方便、简化工序	Easy Installation, Simplified Procedures




阳角配件
Corner Trim Fittings


阳角配件
Corner Trim


卡扣配件
Snap-fit Fittings


左封配件
Left-hand Fittings


右封配件
Right-hand Seal Fittings

产品应用：瓷砖、墙板等墙面材料内嵌式发光踢脚线、天花顶角收口

Product Application: Recessed Illuminated Skirting Boards For Wall Materials Such As Tiles And Wall Panels; Ceiling Corner Trims





安装流程：基层需清理干净，安装卡扣件、后卡型材，安装便捷、简化工序

Installation Procedure: The Substrate Must Be Thoroughly Cleaned. Install The Clip Fittings And Rear Clamping Profiles. Installation Is Straightforward, Simplifying The Process



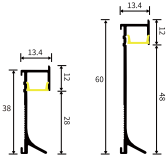

Tld- 内嵌式藏灯踢脚线 | Tld - Recessed Downlight Skirting Board

型　　号	Model:	TLD40-A、TLD60-A
收口高度	Closure Height:	40mm、60mm
长　　度	Length:	3.0米/m
材　　质	Material:	铝合金	Aluminium Alloy
表面颜色	Surface Colour:	多种工艺 颜色可选	Multiple Finishes Available Colour Options Available
配套转角	Corner Fitting:	安装方便、简化工序	Easy Installation, Simplified Procedures







阳角配件
Corner Trim Fittings

产品应用：瓷砖、墙板等墙面材料内嵌式发光踢脚线、天花顶角收口

Product Application: Recessed Illuminated Skirting Boards For Wall Materials Such As Tiles And Wall Panels; Ceiling Corner Trims







安装流程：先固定主材，根据图纸预留槽位，免钉胶、玻璃胶固定，安装便捷、简化工序

Installation Procedure: First Secure The Main Materials, Reserve Slots According To The Drawings, And Fix Using Nail-free Adhesive And Silicone Sealant. Installation Is Straightforward And Streamlined



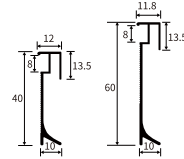

TlSD- 外挂 / 内嵌踢脚线 | TLSD - Surface-mounted / Recessed Skirting Boards

型　　号	Model:	TLSD40、TLSD60
收口高度	Closure Height:	40mm、60mm
长　　度	Length:	3.0米/m
材　　质	Material:	铝合金	Aluminium Alloy
表面颜色	Surface Colour:	多种工艺 颜色可选	Multiple Finishes Available Colour Options Available
配套转角	Corner Fitting:	安装方便、简化工序	Easy Installation, Simplified Procedures





阳角配件
Corner Trim Fittings



阳角配件
Corner Trim



左封配件
Left-hand Fittings



右封配件
Right-hand Seal Fittings

产品应用：瓷砖、墙板等墙面材料外挂 / 内嵌式踢脚线、天花顶角收口

Product Applications: External/internal Skirting Boards For Wall Materials Such As Tiles And Wall Panels; Ceiling Corner Trims







安装流程：先固定主材，根据图纸预留槽位，免钉胶、玻璃胶固定，安装便捷、简化工序

Installation Procedure: First Secure The Main Materials, Reserve Slots According To The Drawings, And Fix Using Nail-free Adhesive And Silicone Sealant. Installation Is Straightforward And Streamlined



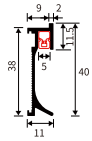

CTD40

CTD- 内嵌发光踢脚线 | CTD - Embedded Illuminated Skirting Board

型　　号	Model: CTD40
收口高度	Closure Height: 40mm
长　　度	Length: 3.0米/m
材　　质	Material: 铝合金 | Aluminium Alloy
表面颜色	Surface Colour: 多种工艺 颜色可选 | Multiple Finishes Available Colour Options Available
配套转角	Corner Fitting: 安装方便、简化工序 | Easy Installation, Simplified Procedures





阳角配件
Corner Trim Fittings



阳角配件
Corner Trim



左封配件
Left-hand Fittings



右封配件
Right-hand Seal Fittings

产品应用：瓷砖、墙板等墙面材料内嵌式踢脚线、天花顶角收口

Product Application: Embedded Skirting Boards For Wall Materials Such As Tiles And Wall Panels; Ceiling Corner Trims







安装流程：先固定主材，根据图纸预留槽位，免钉胶、玻璃胶固定，安装便捷、简化工序

Installation Procedure: First Secure The Main Materials, Reserve Slots According To The Drawings, And Fix Using Nail-free Adhesive And Silicone Sealant. Installation Is Straightforward And Streamlined





TCET20

TCET- 超薄踢脚线 | TCET - Ultra-thin Skirting Board

型　　号	Model: TCET20
收口高度	Closure Height: 20mm
长　　度	Length: 3.0米/m
材　　质	Material: 铝合金 | Aluminium Alloy
表面颜色	Surface Colour: 多种工艺 颜色可选 | Multiple Finishes Available Colour Options Available
配套转角	Corner Fitting: 安装方便、简化工序 | Easy Installation, Simplified Procedures





阳角配件
Corner Trim Fittings



堵头配件
Plug Fittings

产品应用：隐形门超薄踢脚线

Product Application: Ultra-thin Skirting Boards For Concealed Doors





安装流程：基层需清理干净，确保平直，玻璃胶、免钉胶固定，安装便捷、简化工序

Installation Procedure: The Substrate Must Be Thoroughly Cleaned And Ensured To Be Level And Straight. Secure Using Silicone Sealant And Adhesive Without Nails. Installation Is Straightforward And Streamlined



LED 收口系列

Led Profile Series

覆盖瓷砖、墙板等材料的地面、墙身的发光收口应用
将发光与收口完美结合，一个型材解决两个功能需要

Application Of Luminous Trims For Flooring And Wall Surfaces Covered With Materials Such As Tiles And Wall Panels

Seamlessly Integrating Illumination With Edging, A Single Profile Fulfils Dual Functional Requirements

www.lmcmetal.com



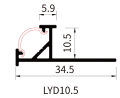

LYD- 转角收口灯条 | LYD- Corner Trim Light Strip

型　号	Model:	LYD10.5
收口高度	Closure Height:	10.5mm
长　度	Length:	3.0米/m
材　质	Material:	铝合金	Aluminium Alloy
表面颜色	Surface Colour:	多种工艺 颜色可选	Multiple Finishes Available Colour Options Available
配套转角	Corner Fitting:	安装方便、简化工序	Easy Installation, Simplified Procedures



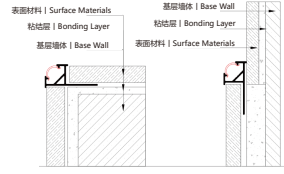





产品应用：c 型内嵌踢脚线、悬浮顶 C 型工艺缝，油漆墙面与不同材料之间的过渡收口

Product Application: C-shaped Recessed Skirting Boards, Suspended Ceiling C-shaped Joint Detailing, Transition Trims Between Painted Walls And Different Materials

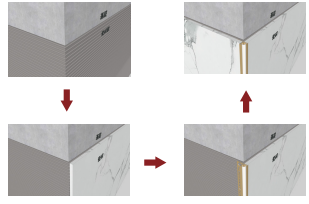

安装流程：型材需与主材同步施工，瓷砖胶固定，安装便捷、简化工序

Installation Procedure: Profiles Must Be Installed Concurrently With Primary Materials, Secured Using Tile Adhesive. Installation Is Straightforward And Streamlined



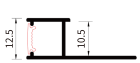

LFD10-U

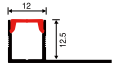

LFD12.5

LFD- 方形转角收口灯条 | LFD - Square Corner Trim Light Strip

型　　号	Model:	LFD10-U、LFD12.5
收口高度	Closure Height:	10.5mm、12.5mm
长　　度	Length:	3.0米/m
材　　质	Material:	铝合金	Aluminium Alloy
表面颜色	Surface Colour:	多种工艺 颜色可选	Multiple Finishes Available Colour Options Available
配套转角	Corner Fitting:	安装方便、简化工序	Easy Installation, Simplified Procedures



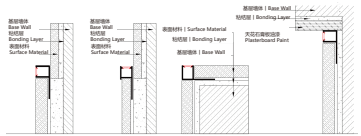



产品应用：阳角发光收口、背景墙单边发光收口、高低差发光收口、半墙发光收口

Product Applications: Corner Coving With Integrated Lighting, Single-sided Illuminated Coving For Feature Walls, Illuminated Coving For Height Differentials, Half-wall Illuminated Coving





安装流程：型材需与主材同步施工，瓷砖胶固定，安装便捷、简化工序

Installation Procedure: Profiles Must Be Installed Concurrently With Primary Materials, Secured Using Tile Adhesive. Installation Is Straightforward And Streamlined





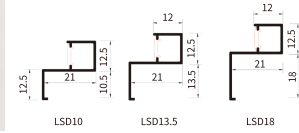

LSD10　　LSD13.5　　LSD18

LFD- 方形转角收口灯条 | LFD - Square Corner Trim Light Strip

型　　号	Model:	LSD10、LSD13.5、LSD18
收口高度	Closure Height:	10mm、13.5mm、18mm
长　　度	Length:	3.0米/m
材　　质	Material:	铝合金	Aluminium Alloy
表面颜色	Surface Colour:	多种工艺 颜色可选	Multiple Finishes Available Colour Options Available
配套转角	Corner Fitting:	安装方便、简化工序	Easy Installation, Simplified Procedures



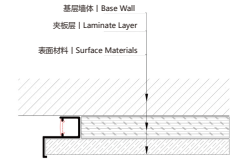

产品应用：背景墙侧发光收口、高低差发光收口、半墙发光收口

Product Applications: Side-lit Capping For Feature Walls, Elevation-differential Illuminated Capping, Half-wall Illuminated Capping



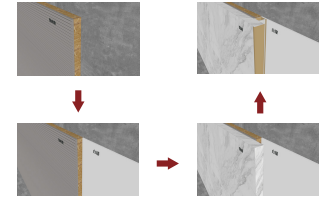

安装流程：面材背面预留电源卡槽深度 23mm 以上玻璃胶固定，安装便捷，简化工序

Installation Procedure: Reserve A Power Card Slot Depth Of At Least 23mm On The Rear Of The Facing Material. Secure With Silicone Sealant For Straightforward Installation And Streamlined Procedures



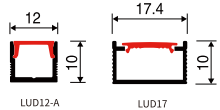

LUD- 内嵌硬灯条 | LUD - Embedded Rigid Led Strip

型　　号	Model:	LUD12-A、LUD17
收口高度	Closure Height:	12mm、17mm
长　　度	Length:	3.0米/m
材　　质	Material:	铝合金	Aluminium Alloy
表面颜色	Surface Colour:	银白	Silver-white
配套转角	Corner Fitting:	安装方便、简化工序	Easy Installation, Simplified Procedures



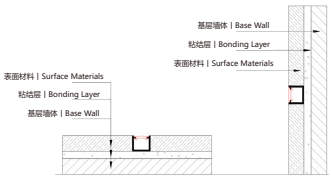

产品应用：墙地面材料平面分隔灯条

Product Application: Flat-surface Partition Light Strips For Wall And Floor Materials







安装流程：预留型材尺寸，后期安装型材，玻璃胶固定，安装便捷、简化工序

Installation Procedure: Reserve Profile Dimensions, Subsequently Install Profiles, Secure With Silicone Sealant, Ensuring Straightforward Installation And Streamlined Processes



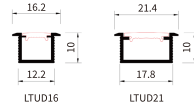

LTUD- 内嵌（带压边）硬灯条 | LTUD - Embedded (With Flange) Rigid Light Bar

型　　号	Model:	LUD12-A、LUD17
收口高度	Closure Height:	12mm、17mm
长　　度	Length:	3.0米/m
材　　质	Material:	铝合金	Aluminium Alloy
表面颜色	Surface Colour:	银白	Silver-white
配套转角	Corner Fitting:	安装方便、简化工序	Easy Installation, Simplified Procedures



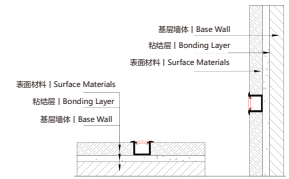

产品应用：墙地面材料平面分隔灯条两侧带 2mm 收边

Product Application: Flat Partition Light Strips For Wall And Floor Materials, Featuring 2mm Edging Strips On Both Sides







安装流程：预留光源及安装槽位可同步或后期安装，玻璃胶固定，安装便捷、简化工序

Installation Procedure: Light Sources And Mounting Slots May Be Reserved For Simultaneous Or Subsequent Installation. Secured With Silicone Sealant, The Process Offers Straightforward Installation And Streamlined Procedures

全屋精细收口/场景应用

Precision Finishing Throughout The Home / Scenario Applications

浴室应用

Bathroom Applications



客厅应用 | Living Room Applications





墙板收口系列

Wallboard Profile Series

覆盖 4 厘、6 厘、9 厘、12 厘、18 厘墙板阳角、阴角、
连接腰线、包边等功能应用，护墙板整体安装系统解决方案

Comprehensive Wall Panelling System Solution Covering 4mm, 6mm, 9mm, 12mm And 18mm Wall Panels For External Corners, Internal Corners,
Connecting Skirting Boards, Edging And Other Functional Applications

www.lmcmetal.com



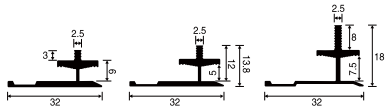

LWT09　LWT12　LWT18

LWT09- 墙板平面连接件 | LWT09 - Wall Panel Surface Connector

型　　号	Model:	LWT09、LWT12、LWT18
功　　能	Function:	9mm 墙板连接件	9mm Wall Panel Connectors
长　　度	Length:	3.0米/m
材　　质	Material:	铝合金	Aluminium Alloy
表面颜色	Surface Colour:	哑黑	Matte Black
安装详情	Installation Details:	/



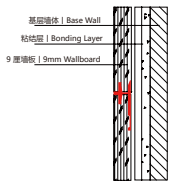

产品应用：墙板之间连接过渡收口

Product Application: Transition Joint Finishing Between Wall Panels





安装流程：型材需与主材同步施工，钉枪、螺丝固定，安装便捷、简化工序

Installation Procedure: Profiles Must Be Installed Concurrently With Primary Materials, Secured Using Nail Guns And Screws. Installation Is Straightforward, Simplifying The Process



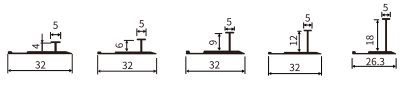

LWI04　LWI06　LWI09　LWI12　LWI18

LWI- 工字平面过渡 | LWI - I-beam Planar Transition

型　　号	Model:	LWI04、LWI06、LWI09、LWI12、LWI18
收口高度	Closure Height:	4mm、6mm、9mm、12mm、18mm
长　　度	Length:	3.0米/m
材　　质	Material:	铝合金	Aluminium Alloy
表面颜色	Surface Colour:	灰金、哑黑	Charcoal Grey, Matt Black
安装详情	Installation Details:	/



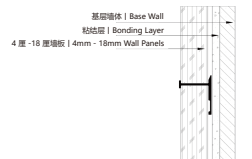

产品应用：墙板之间连接过渡收口

Product Application: Transition Joint Finishing Between Wall Panels



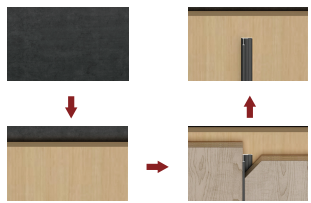

安装流程：型材需与主材同步施工，钉枪、螺丝固定，安装便捷、简化工序

Installation Procedure: Profiles Must Be Installed Concurrently With Primary Materials, Secured Using Nail Guns And Screws. Installation Is Straightforward, Simplifying The Process



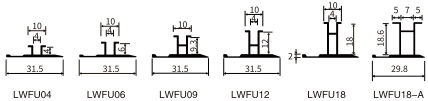

LWFU- 凹字平面过渡 | LWFU - Concave Profile Transition

型　　号	Model:	LWFU04、LWFU06、LWFU09、LWFU12、LWFU18
收口高度	Closure Height:	4mm、6mm、9mm、12mm、18mm
长　　度	Length:	3.0米/m
材　　质	Material:	铝合金	Aluminium Alloy
表面颜色	Surface Colour:	灰金、哑黑	grey Gold, Matte Black
安装详情	Installation Details:	/



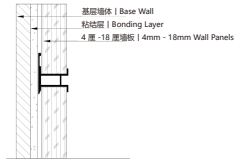

产品应用：墙板过渡凹槽

Product Application: Wall Panel Transition Groove





安装流程：型材需与主材同步施工，钉枪固定，安装便捷、简化工序

Installation Procedure: Profiles Must Be Installed Concurrently With Primary Materials, Secured Using A Nail Gun For Straight-forward, Streamlined Installation



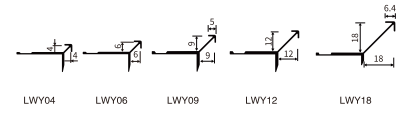

LWY- 尖阳角收口线 | LWY- Pointed Corner Finishing Trim

型　　号	Model:	LWY04、LWY06、LWY09、LWY12、LWY18
收口高度	Closure Height:	4mm、6mm、9mm、12mm、18mm
长　　度	Length:	3.0米/M
材　　质	Material:	铝合金	Aluminium Alloy
表面颜色	Surface Colour:	灰金、哑黑	Grey Gold, Matte Black
安装详情	Installation Details:	/



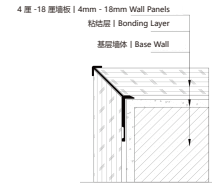

产品应用：尖阳角收口线

Product Application: Sharp-angled Corner Trim





安装流程：型材需与主材同步施工，钉枪固定，安装便捷、简化工序

Installation Procedure: Profiles Must Be Installed Concurrently With Primary Materials, Secured Using A Nail Gun For Straight-forward, Streamlined Installation





LWC04 LWC06 LWC09 LWC12 LWC18

LWC- 单边收口线 | LWC - Single-sided Finishing Strip

型　　号	Model:	LWC04、LWC06、LWC09、LWC12、LWC18
收口高度	Closure Height:	4mm、6mm、9mm、12mm、18mm
长　　度	Length:	3.0米/m
材　　质	Material:	铝合金	Aluminium Alloy
表面颜色	Surface Colour:	灰金、哑黑	grey Gold, Matte Black
安装详情	Installation Details:	/



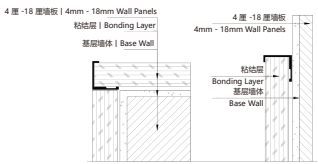

产品应用：单边阳角收口、半墙收口

Product Application: Single-sided External Corner Finishing, Half-wall Finishing





安装流程：型材需与主材同步施工，钉枪固定，安装便捷、简化工序

Installation Procedure: Profiles Must Be Installed Concurrently With Primary Materials, Secured Using A Nail Gun For Straight-forward, Streamlined Installation



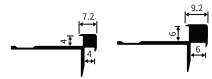

LWYE04 LWYE06

LWYE- 板材阳角收口 | LWYE - Panel External Corner Trim

型　　号	Model:	LWYE04、LWYE06
收口高度	Closure Height:	4mm、6mm
长　　度	Length:	3.0米/m
材　　质	Material:	铝合金	Aluminium Alloy
表面颜色	Surface Colour:	灰金、哑黑	grey Gold, Matte Black
安装详情	Installation Details:	/



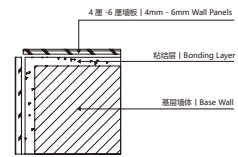

产品应用：阳角收口

Product Application: External Corner Trim





安装流程：型材需与主材同步施工，钉枪固定，安装便捷、简化工序

Installation Procedure: Profiles Must Be Installed Concurrently With Primary Materials, Secured Using A Nail Gun For Straight-forward, Streamlined Installation



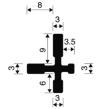

LWXT- 多用平面连接件 | LWXT - Multi-purpose Flat Connector

型　　号	Model:	LWXT
收口高度	Closure Height:	9~18mm
长　　度	Length:	3.0米/m
材　　质	Material:	铝合金	Aluminium Alloy
表面颜色	Surface Colour:	灰金、哑黑	grey Gold, Matte Black
安装详情	Installation Details:	/



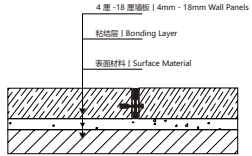

产品应用：多用平面连接件

Product Application: Multi-purpose Flat Connectors





安装流程：型材需与主材同步施工，钉枪固定，安装便捷、简化工序

Installation Procedure: Profiles Must Be Installed Concurrently With Primary Materials, Secured Using A Nail Gun For Straightforward, Streamlined Installation



批灰收口系列

Puttying Profile Series

全新工艺处理，表面可以直接刷漆，悬浮顶、转角处理、
工艺槽等处理能做到施工便捷，
直角平顺，线条感明显，细节效果凸出

Newly Developed Surface Treatment Allows Direct Painting. Features Such As Suspended Ceilings, Corner Detailing, And Specialised Grooves Facilitate Straightforward Installation.
Features Include: Smooth Right Angles Distinct Linear Aesthetics Enhanced Detailing Effects

www.lmcmetal.com



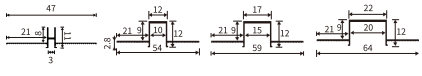

LCEU- 批灰 U 型工艺槽 | LCEU - Plastering U-shaped Process Trough

型　　号	Model:	LCEU03、LCEU10、LCEU15、LCEU20
宽度尺寸	Width Dimension:	3mm、10mm、15mm、20mm
长　　度	Length:	3.0米/m
材　　质	Material:	铝合金 | Aluminium Alloy
表面颜色	Surface Colour:	铝本色、哑光白、哑黑 | Natural Aluminium, Matt White, Matt Black
安装详情	Installation Details:	/



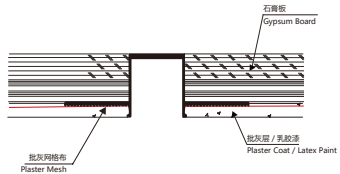

产品应用：天花顶角阴角预留暗槽收口

Product Application: Concealed Channel Finish For Ceiling Corner Coving



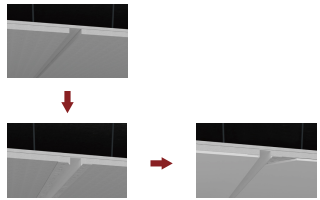

安装流程：石膏板基层做好，钉枪固定型材，粘贴批灰网格，刮腻子层

Installation Procedure: Prepare The Plasterboard Substrate, Secure The Profiles With A Nail Gun, Adhere The Plastering Mesh, Apply The Skim Coat



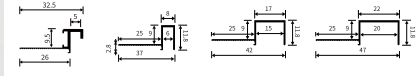

LCESU- 悬浮吊顶上返批灰收口 | LCESU - Suspended Ceiling Return Plastering Finish

型　　号	Model:	LCES05、LCESU06、LCESU15、LCESU20
槽 宽 度	Channel Width:	5mm、6mm、15mm、20mm
长　　度	Length:	3.0米/m
材　　质	Material:	铝合金 | Aluminium Alloy
表面颜色	Surface Colour:	铝本色、哑光白、哑黑 | Natural Aluminium, Matt White, Matt Black
安装详情	Installation Details:	/



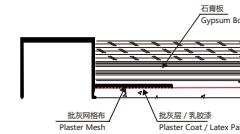

产品应用：天花顶角阴角预留暗槽收口

Product Application: Concealed Channel Finish For Ceiling Corner Coving





安装流程：石膏板基层做好，钉枪固定型材，粘贴批灰网格，刮腻子层

Installation Procedure: Prepare The Plasterboard Substrate, Secure The Profiles With A Nail Gun, Adhere The Plastering Mesh, Apply The Skim Coat



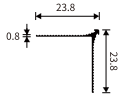

LCEM04

LCEM04- 窄边阳角收口 | LCEM04 - Narrow-edge External Corner Trim

型　　号	Model: LCEM04
批灰厚度 3mm, 表面可涂乳胶漆	Plaster Thickness: 3mm. The Surface Is Suitable For Painting With Emulsion Paint
长　　度	Length: 3.0米/m
材　　质	Material: 铝合金 | Aluminium Alloy
表面颜色	Surface Colour: 铝本色（可直接油漆） | Natural Aluminium Finish (Ready For Painting)
安装详情	Installation Details: /



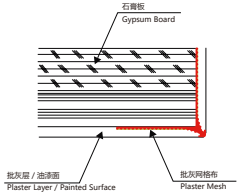

产品应用：铝合金窄边批灰阳角收口

Product Application: Aluminium Alloy Narrow-edge Plastering Corner Trim





安装流程：石膏板基层做好，钉枪固定型材，粘贴批灰网格，刮腻子层，型材表面可直接油漆

Installation Procedure: Once The Plasterboard Substrate Is Prepared, Secure The Profiles Using A Nail Gun, Affix The Plastering Mesh, Apply A Coat Of Filler, And The Profile Surfaces May Be Painted Directly



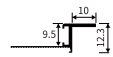

LCES0910–A

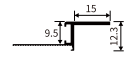

LCES0915–A

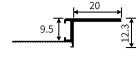

LCES0920–A

LCES- 上返 7 字形石膏板批灰收口 | LCES - Upward Return 7-shaped Gypsum Board Skim-coating And Finishing

型　　号	Model: LCES0910-A、LCES0915-A、LCES0920-A
适用 9.5mm 石膏板，本色表面可喷涂乳胶漆	Suitable For 9.5mm Plasterboard; Natural Surface Can Be Painted With Emulsion Paint
长　　度	Length: 3.0米/m
材　　质	Material: 铝合金 | Aluminium Alloy
表面颜色	Surface Colour: 铝本色（可直接油漆）、哑黑 | Natural Aluminium (Ready For Painting), Matt Black
安装详情	Installation Details: /



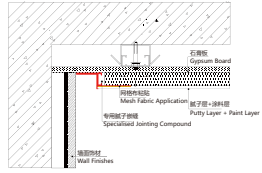

产品应用：上返 7 字形石膏板批灰收口，油漆墙面与不同材料之间的过渡收口

Product Application: Finishing 7-shaped Plasterboard Joints With Plaster, Transition Joints Between Painted Walls And Different Materials



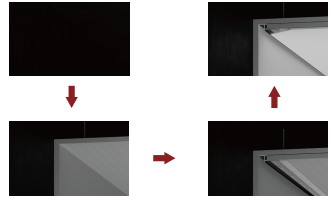

安装流程：型材需预埋、与石膏板交接处用专用嵌缝腻子填充并粘贴批灰网格布

Installation Procedure: The Profiles Must Be Pre-embedded. At The Junctions With Plasterboard, Fill With Specialised Joint Compound And Affix Plastering Mesh



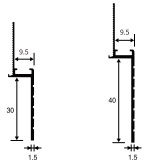

LCES0930 LCES0940

LCES09- 批灰预埋安装槽 | LCES09 - Pre-embedded Installation Channel For Plastering

型　　号	Model: LCES0930、LCES0940
适用 9.5mm 石膏板，本色表面可喷涂乳胶漆	Suitable For 9.5mm Plasterboard; Natural Surface Can Be Painted With Emulsion Paint
长　　度	Length: 3.0米/m
材　　质	Material: 铝合金 | Aluminium Alloy
表面颜色	Surface Colour: 铝本色（可直接油漆） | Natural Aluminium (Ready For Painting)
安装详情	Installation Details: /





产品应用：上返 7 字形石膏板批灰收口，油漆墙面与不同材料之间的过渡收口

Product Application: Finishing 7-shaped Plasterboard Joints With Plaster, Transition Joints Between Painted Walls And Different Materials





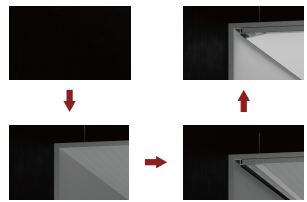

安装流程：型材需预埋、与石膏板交接处用专用嵌缝腻子填充并粘贴批灰网格布、

Installation Procedure: The Profiles Must Be Pre-embedded. At The Junctions With Plasterboard, Fill With Specialised Joint Compound And Affix Plastering Mesh



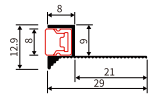

LCED-S

LCED-S- 顶角发光收口 | LCED-S - Top-corner Light-emitting Trim

型　　号	Model: LCED-S
批灰厚度 3mm，表面可涂乳胶漆	Plaster Thickness: 3mm. The Surface Is Suitable For Painting With Emulsion Paint
长　　度	Length: 3.0米/m
材　　质	Material: 铝合金 | Aluminium Alloy
表面颜色	Surface Colour: 铝本色（可直接油漆） | Natural Aluminium (Ready For Painting)
安装详情	Installation Details: /



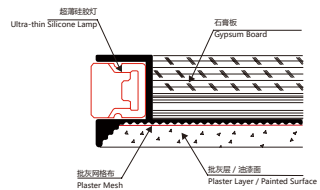

产品应用：顶角发光收口

Product Application: Corner Bead With Top Edge Illumination





安装流程：石膏板基层做好，钉枪固定型材，粘贴批灰网格，刮腻子层，型材表面可直接油漆

Installation Procedure: Once The Plasterboard Substrate Is Prepared, Secure The Profiles Using A Nail Gun, Affix The Plastering Mesh, Apply A Coat Of Filler, And The Profile Surfaces Can Be Painted Directly



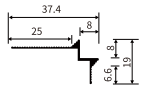

LCEHT

LCEHT- 海棠角批灰收口 | LCEHT - Crabapple Corner Plastering And Finishing

型　　号	Model: LCEHT
批灰厚度 3mm, 表面可涂乳胶漆	Plaster Thickness: 3mm. The Surface Is Suitable For Painting With Emulsion Paint
长　　度	Length: 3.0米/m
材　　质	Material: 铝合金 | Aluminium Alloy
表面颜色	Surface Colour: 铝本色（可直接油漆） | Natural Aluminium (Ready For Painting)
安装详情	Installation Details: /



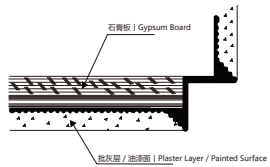

产品应用：海棠角批灰收口

Product Application: Crabapple Corner Filler For Finishing Edges





安装流程：石膏板基层做好，钉枪固定型材，粘贴批灰网格，刮腻子层，型材表面可直接油漆

Installation Procedure: Once The Plasterboard Substrate Is Prepared, Secure The Profiles Using A Nail Gun, Affix The Plastering Mesh, Apply A Coat Of Filler, And The Profile Surfaces May Be Painted Directly



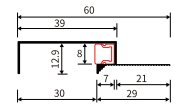

LCESD30

LCESD30- 悬浮吊顶发光收口 | LCESD30 - Suspended Ceiling Illuminated Trim

型　　号	Model: LCESD30
批灰厚度 3mm, 表面可涂乳胶漆	Plaster Thickness: 3mm. The Surface Is Suitable For Painting With Emulsion Paint
长　　度	Length: 3.0米/m
材　　质	Material: 铝合金 | Aluminium Alloy
表面颜色	Surface Colour: 铝本色（可直接油漆）、哑黑 | Natural Aluminium (Ready For Painting), Matt Black
安装详情	Installation Details: /



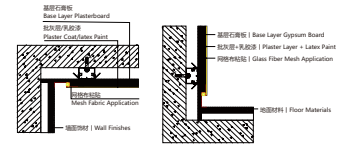

产品应用：悬浮吊顶发光收口

Product Application: Suspended Ceiling Illuminated Trim





安装流程：石膏板基层做好，钉枪固定型材，粘贴批灰网格，刮腻子层

Installation Procedure: Prepare The Plasterboard Substrate, Secure The Profiles With A Nail Gun, Adhere The Plastering Mesh, Apply The Skim Coat



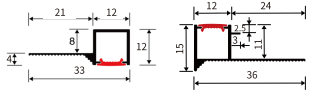

LCED- 批灰发光转角收口 | LCED - Plaster-coated Luminous Corner Trim

型　　号	Model:	LCED12、LCED-UP
批灰厚度 3mm, 表面可涂乳胶漆	Plaster Thickness: 3mm. The Surface Is Suitable For Painting With Emulsion Paint	
长　　度	Length:	3.0米/m
材　　质	Material:	铝合金	Aluminium Alloy
表面颜色	Surface Colour:	铝本色（可直接油漆）	Natural Aluminum Finish (Ready For Painting)
安装详情	Installation Details:	/



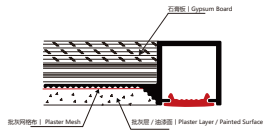

产品应用：批灰发光转角收口

Product Application: Skim-coat Luminous Corner Trim







安装流程：石膏板基层做好，钉枪固定型材，粘贴批灰网格，刮腻子层，型材表面可直接油漆

Installation Process: Prepare The Gypsum Board Substrate. Secure The Profiles With A Nail Gun. Apply Joint Compound Mesh. Apply A Coat Of Putty. The Profile Surface Can Be Painted Directly



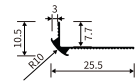

LCEX- 转角弧形批灰收口 | LCEX - Corner Curved Skim Coat Finishing

型　　号	Model:	LCEX
批灰厚度 3mm, 表面可涂乳胶漆	Plaster Thickness: 3mm. The Surface Is Suitable For Painting With Emulsion Paint	
长　　度	Length:	3.0米/m
材　　质	Material:	铝合金	Aluminium Alloy
表面颜色	Surface Colour:	铝本色（可直接油漆）	Natural Aluminum Finish (Ready For Painting)
安装详情	Installation Details:	/



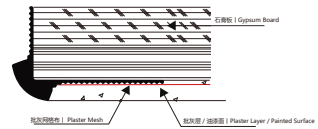

产品应用：转角弧形批灰收口

Product Application: Corner Curved Skim Coating Finishing





安装流程：石膏板基层做好，钉枪固定型材，粘贴批灰网格，刮腻子层，型材表面可直接油漆

Installation Process: Prepare The Gypsum Board Substrate. Secure The Profiles With A Nail Gun. Apply Joint Compound Mesh. Apply A Layer Of Joint Compound. The Profile Surface Can Be Painted Directly



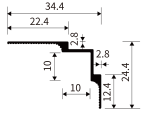

LCEXI

LCEXI- 阴角批灰收口 | LCEXI - Inside Corner Finishing

型　　号	Model: LCEXI
批灰厚度 3mm, 表面可涂乳胶漆 | Plaster Thickness: 3mm. The Surface Is Suitable For Painting With Emulsion Paint	
长　　度	Length: 3.0米/m
材　　质	Material: 铝合金 | Aluminium Alloy
表面颜色	Surface Colour: 铝本色（可直接油漆） | Natural Aluminum Finish (Ready For Painting)
安装详情	Installation Details: /



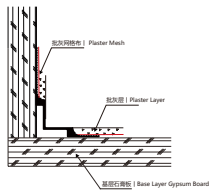

产品应用：石膏板转角收口、单边收口、平面分隔、高低差收口

Product Applications: Gypsum Board Corner Trims, Single-edge Trims, Flat Partitions, Level Transition Trims





安装流程：石膏板基层做好，钉枪固定型材，粘贴批灰网格，刮腻子层，型材表面可直接油漆

Installation Process: Prepare The Gypsum Board Substrate. Secure The Profiles With A Nail Gun. Apply Joint Compound Mesh. Apply A Layer Of Joint Compound. The Profile Surface Can Be Painted Directly



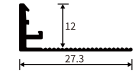

LCEL12

LCEL12- 批灰单边收口 | LCEL12 - Single-sided Joint Finishing For Plaster Application

型　　号	Model: LCEL12
收口高度	Closure Height: 12mm
长　　度	Length: 3.0米/m
材　　质	Material: 铝合金 | Aluminium Alloy
表面颜色	Surface Colour: 铝本色（可直接油漆）、哑黑 | Natural Aluminum (Paintable), Matte Black
安装详情	Installation Details: /





产品应用：石膏板转角收口、单边收口、平面分隔、高低差收口

Product Applications: Gypsum Board Corner Trims, Single-edge Trims, Flat Partitions, Level Transition Trims





安装流程：型材需预埋、与石膏板交接处用专用嵌缝腻子填充并粘贴批灰网格布

Installation Procedure: Profile Must Be Pre-embedded. Joints With Gypsum Board Must Be Filled With Specialized Joint Compound And Reinforced With Mesh Tape



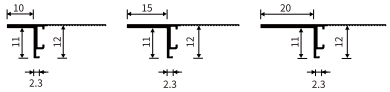

PSL1010　PSL1015　PSL1020

PSL10- 上返 7 字形单层石膏板批灰收口 | PSL10 - Upward Return 7-shaped Single-layer Gypsum Board Skim Coating And Finishing

型　　号	Model: PSL1010、PSL1015、PSL1020
适用 9.5mm 石膏板，本色表面可喷涂乳胶漆	Suitable For 9.5mm Gypsum Board; Natural Surface Can Be Painted With Latex Paint
长　　度	Length: 3.0米/m
材　　质	Material: 铝合金 | Aluminium Alloy
表面颜色	Surface Colour: 铝本色（可直接油漆）、哑黑 | Natural Aluminum (Paintable), Matte Black
安装详情	Installation Details: /



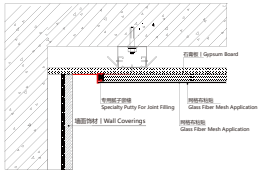

产品应用：上返 7 字形单层石膏板批灰收口，油漆墙面与不同材料之间的过渡收口

Product Application: Overlap 7-shaped Single-layer Gypsum Board Joint Finishing, Transition Joint Finishing Between Painted Walls And Different Materials





安装流程：型材需预埋、与石膏板交接处用专用嵌缝腻子填充并粘贴批灰网格布

Installation Procedure: Profile Must Be Pre-embedded. Joints With Gypsum Board Must Be Filled With Specialized Joint Compound And Reinforced With Mesh Tape



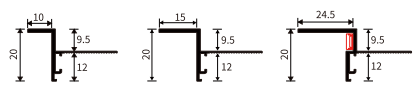

PSL2010　PSL2015　PSLD2020

PSL20- 上返 7 字形单层石膏板批灰收口 | PSL20 - Upward Return 7-shaped Single-layer Gypsum Board Skim Coating And Finishing

型　　号	Model: PSL2010、PSL2015、PSLD2020
适用 2.5mm 石膏板，本色表面可喷涂乳胶漆	Suitable For 9.5mm Gypsum Board; Natural Surface Can Be Painted With Latex Paint
长　　度	Length: 3.0米/m
材　　质	Material: 铝合金 | Aluminium Alloy
表面颜色	Surface Colour: 铝本色（可直接油漆）、哑黑 | Natural Aluminum (Paintable), Matte Black
安装详情	Installation Details: /



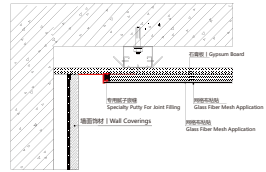

产品应用：上返 7 字形单层石膏板批灰收口，油漆墙面与不同材料之间的过渡收口

Product Application: Overlap 7-shaped Single-layer Gypsum Board Joint Finishing, Transition Joint Finishing Between Painted Walls And Different Materials





安装流程：型材需预埋、与石膏板交接处用专用嵌缝腻子填充并粘贴批灰网格布

Installation Procedure: Profile Must Be Pre-embedded. Joints With Gypsum Board Must Be Filled With Specialized Joint Compound And Reinforced With Mesh Tape



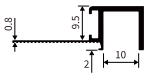

LCESU10–A

LCESU10-A- 上返 U 形石膏板批灰收口 | PSL20 - Upper Return 7-Shaped Double-Layer Gypsum Board Skim Coating and Finishing

型　　号	Model: LCESU10-A
适用 9.5mm 石膏板，本色表面可喷涂乳胶漆	Suitable For 9.5mm Gypsum Board; Natural Surface Can Be Painted With Latex Paint
长　　度	Length: 3.0米/m
材　　质	Material: 铝合金 | Aluminium Alloy
表面颜色	Surface Colour: 铝本色（可直接油漆）、哑黑 | Natural Aluminum (Paintable), Matte Black
安装详情	Installation Details: /



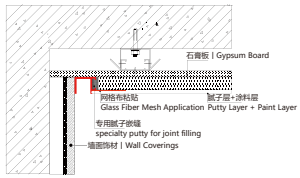

产品应用：上返 U 形石膏板批灰收口，油漆墙面与不同材料之间的过渡收口

Product Application: Finishing U-shaped Gypsum Board Joints, Transition Joints Between Painted Walls And Different Materials



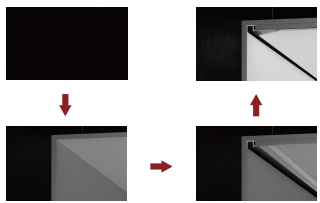

安装流程：型材需预埋、与石膏板交接处用专用嵌缝腻子填充并粘贴批灰网格布

Installation Procedure: Profile Must Be Pre-embedded. Joints With Gypsum Board Must Be Filled With Specialized Joint Compound And Reinforced With Mesh Tape



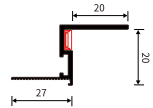

LCESD20

LCESD20- 双层石膏板悬浮吊顶上返发光批灰收口
LCESD20 - Double-layer Gypsum Board Suspended Ceiling With Upward-emitting Light, Finished With Plastering And Edge Sealing

型　　号	Model: LCESD20
适用 9.5mm 石膏板，宽度 20mm，批灰厚度 3mm	suitable For 9.5mm Gypsum Board, Width 20mm, Plaster Thickness 3mm
长　　度	Length: 3.0米/m
材　　质	Material: 铝合金 | Aluminium Alloy
表面颜色	Surface Colour: 铝本色（可直接油漆）、哑黑 | Natural Aluminum (Paintable), Matte Black
安装详情	Installation Details: /



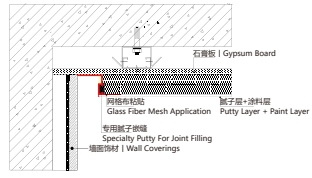

产品应用：上返 U 形石膏板批灰收口，油漆墙面与不同材料之间的过渡收口

Product Application: Finishing U-shaped Gypsum Board Joints, Transition Joints Between Painted Walls And Different Materials





安装流程：型材需预埋、与石膏板交接处用专用嵌缝腻子填充并粘贴批灰网格布

Installation Procedure: Profile Must Be Pre-embedded. Joints With Gypsum Board Must Be Filled With Specialized Joint Compound And Reinforced With Mesh Tape



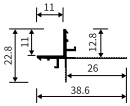

PSX11

PSX11- 石膏板海棠角收口 | PSX11 - Gypsum Board Cloverleaf Corner Trim

型　　号	Model: PSX11
展示面 11*11，批灰厚度 2.5mm，本色表面可喷涂乳胶漆	Display Surface 11*11, Plaster Thickness 2.5mm, Natural Surface Suitable For Latex Paint Application
长　　度	Length: 3.0米/m
材　　质	Material: 铝合金 | Aluminium Alloy
表面颜色	Surface Colour: 铝本色（可直接油漆）、哑黑 | Natural Aluminum (Paintable), Matte Black
安装详情	Installation Details: /



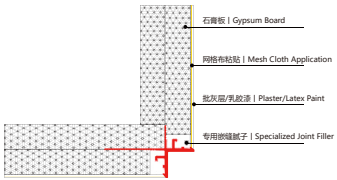

产品应用：顶面双眼皮造型应用

Product Application: Double Eyelid Shaping For The Upper Lid





安装流程：型材需预埋、与石膏板交接处用专用嵌缝腻子填充并粘贴批灰网格布

Installation Procedure: Profile Must Be Pre-embedded. Joints With Gypsum Board Should Be Filled With Specialized Joint Compound And Reinforced With Mesh Tape



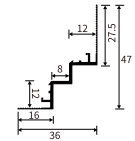

PDIX12

PDIX12- 石膏板阴角收口 | PDIX12 - Gypsum Board Inside Corner Trim

型　　号	Model: PDIX12
批灰厚度 2.5mm，本色表面可喷涂乳胶漆	Plaster Thickness: 2.5mm. Natural-colored Surfaces Can Be Coated With Latex Paint
长　　度	Length: 3.0米/m
材　　质	Material: 铝合金 | Aluminium Alloy
表面颜色	Surface Colour: 铝本色（可直接油漆） | Natural Aluminum Finish (Ready For Painting)
安装详情	Installation Details: /



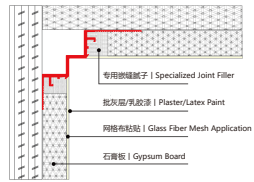

产品应用：石膏板阴角应用

Product Application: Gypsum Board Inside Corner Application



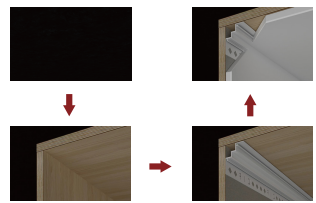

安装流程：型材需预埋、与石膏板交接处用专用嵌缝腻子填充并粘贴批灰网格布，型材表面可直接油漆

Installation Process: Profiles Must Be Pre-embedded. Joints With Gypsum Board Should Be Filled With Specialized Joint Compound And Reinforced With Joint Mesh. Profile Surfaces Can Be Painted Directly



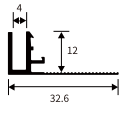

PSU04- 石膏板收口工艺口 | PSU04 - Gypsum Board Finishing Process

型　　号	Model: PSU04
收口高度	Closure Height: 12mm
长　　度	Length: 3.0米/m
材　　质	Material: 铝合金 | Aluminium Alloy
表面颜色	Surface Colour: 铝本色（可直接油漆）、哑黑 | Natural Aluminum (Paintable), Matte Black
安装详情	Installation Details: /





产品应用：可用于石膏板与不同材质的平面交接及转角收口，可配 4*8 硅胶灯带
Product Application: Suitable For Jointing And Corner Finishing Between Gypsum Board And Surfaces Of Different Materials. Compatible With 4x8 Silicone Led Strips





安装流程：型材需预埋、与石膏板交接处用专用嵌缝腻子填充并粘贴批灰网格布

Installation Procedure: Profile Must Be Pre-embedded. Joints With Gypsum Board Must Be Filled With Specialized Joint Compound And Reinforced With Mesh Tape



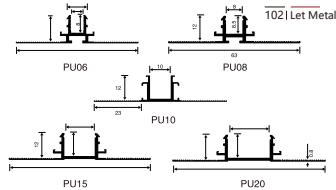

PU- 石膏板批灰工艺槽 | PU- Gypsum Board Skim Coating Process Trough

型　　号	Model: PU06、PU08、PU10、PU15、PU20
适用 9.5mm 以内石膏板，批灰厚度 2.5mm | suitable For Gypsum Boards Up To 9.5mm Thick, With A Plaster Thickness Of 2.5mm	
长　　度	Length: 3.0米/m
材　　质	Material: 铝合金 | Aluminium Alloy
表面颜色	Surface Colour: 铝本色（可直接油漆）、哑黑 | Natural Aluminum (Paintable), Matte Black
安装详情	Installation Details: /



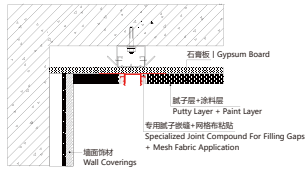

产品应用：石膏板批灰工艺槽，本色表面可喷涂乳胶漆
Product Application: Gypsum Board Plastering Process Trough, Natural Surface Suitable For Latex Paint Application





安装流程：型材需预埋、与石膏板交接处用专用嵌缝腻子填充并粘贴批灰网格布

Installation Procedure: Profile Must Be Pre-embedded. Joints With Gypsum Board Must Be Filled With Specialized Joint Compound And Reinforced With Mesh Tape



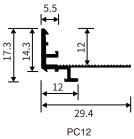

PC12

PC12- 批灰转角收口 | PC12 - Corner Joint Finishing

型　　号	Model: PC12
适用 9.5mm 以内石膏板，批灰厚度 2.5mm | suitable For Gypsum Boards Up To 9.5mm Thick, With A Plaster Thickness Of 2.5mm	
长　　度	Length: 3.0米/m
材　　质	Material: 铝合金 | Aluminium Alloy
表面颜色	Surface Colour: 铝本色（可直接油漆） | Natural Aluminum Finish (Ready For Painting)
安装详情	Installation Details: /



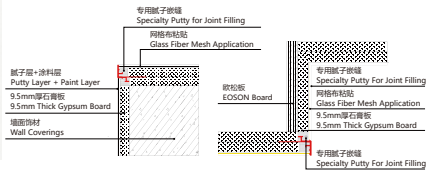

产品应用：批灰转角收口，本色表面可喷涂乳胶漆

Product Application: Corner Finishing For Plastering, Natural Surface Suitable For Latex Paint Application





安装流程：型材需预埋、与石膏板交接处用专用嵌缝腻子填充并粘贴批灰网格布，型材表面可直接油漆

Installation Process: Profiles Must Be Pre-embedded. Joints With Gypsum Board Should Be Filled With Specialized Joint Compound And Reinforced With Joint Mesh. Profile Surfaces Can Be Painted Directly



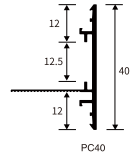

PC40

PC40- 石膏板二级吊顶包边 | PC40 - Gypsum Board Secondary Ceiling Trim

型　　号	Model: PC40
适用 9.5mm 以内石膏板，批灰厚度 2.5mm | suitable For Gypsum Boards Up To 9.5mm Thick, With A Plaster Thickness Of 2.5mm	
长　　度	Length: 3.0米/m
材　　质	Material: 铝合金 | Aluminium Alloy
表面颜色	Surface Colour: 铝本色（可直接油漆） | Natural Aluminum Finish (Ready For Painting)
安装详情	Installation Details: /



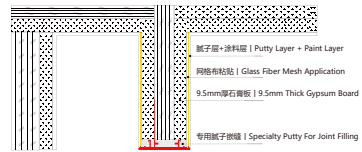

产品应用：石膏板二级吊顶包边，本色表面可喷涂乳胶漆

Product Application: Secondary Ceiling Edging For Gypsum Board, Natural Surface Suitable For Latex Paint Application







安装流程：型材需预埋、与石膏板交接处用专用嵌缝腻子填充并粘贴批灰网格布，型材表面可直接油漆

Installation Process: Profiles Must Be Pre-embedded. Joints With Gypsum Board Should Be Filled With Specialized Joint Compound And Reinforced With Joint Mesh. Profile Surfaces Can Be Painted Directly



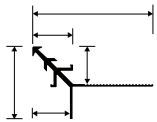

PY12

PY12- 批灰转角收口 | PY12 - Corner Finishing for Plastering

型　　号	Model: PY12
适用 9.5mm 以内石膏板，批灰厚度 2.5mm | suitable For Gypsum Boards Up To 9.5mm Thick, With A Plaster Thickness Of 2.5mm	
长　　度	Length: 3.0米/m
材　　质	Material: 铝合金 | Aluminium Alloy
表面颜色	Surface Colour: 铝本色（可直接油漆） | Natural Aluminum Finish (Ready For Painting)
安装详情	Installation Details: /



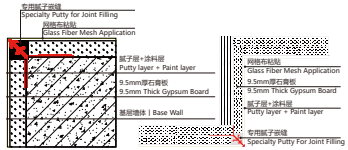

产品应用：批灰转角收口，适用 9.5mm 以内石膏板，灰口厚度 2.5mm，本色表面可喷涂乳胶漆

Product Application: Corner Joint Finishing For Plastering, Suitable For Gypsum Boards Up To 9.5mm Thick. Joint Compound Thickness 2.5mm. Natural Surface Finish Compatible With Latex Paint Application





安装流程：型材需预埋、与石膏板交接处用专用嵌缝腻子填充并粘贴批灰网格布，型材表面可直接油漆

Installation Procedure: Profiles Must Be Pre-embedded. Joints With Gypsum Board Should Be Filled With Specialized Joint Compound And Reinforced With Joint Mesh. Profile Surfaces Can Be Painted Directly



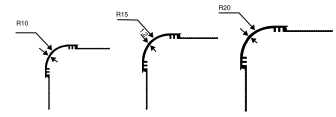

PYR10　　PYR15　　PYR20

PYR- 石膏板弧形阳角条 | PYR- Gypsum Board Curved Corner Bead

型　　号	Model: PYR10、PYR15、PYR20
弧度半径	Radius Of Curvature: 10mm、15mm、20mm
长　　度	Length: 3.0米/m
材　　质	Material: 铝合金 | Aluminium Alloy
表面颜色	Surface Colour: 铝本色（可直接油漆） | Natural Aluminum Finish (Ready For Painting)
安装详情	Installation Details: /



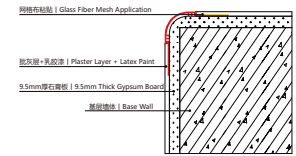

产品应用：石膏板弧形直角条，用于石膏板与不同材质的转角应用

Product Application: Gypsum Board Curved Right-angle Trim, Used For Corner Applications Where Gypsum Board Meets Different Materials





安装流程：型材需预埋、与石膏板交接处用专用嵌缝腻子填充并粘贴批灰网格布，型材表面可直接油漆

Installation Process: Profiles Must Be Pre-embedded. Joints With Gypsum Board Should Be Filled With Specialized Joint Compound And Reinforced With Joint Mesh. Profile Surfaces Can Be Painted Directly



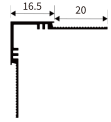

PYS16

PYS- 石膏板直角阳角条 | PYS- Gypsum Board Right-Angle Corner Bead

型　　号	Model: PYS16
展 示 面	Display Area: 16.5mm
长　　度	Length: 3.0米/m
材　　质	Material: 铝合金 | Aluminium Alloy
表面颜色	Surface Colour: 铝本色（可直接油漆） | Natural Aluminum Finish (Ready For Painting)
安装详情	Installation Details: /



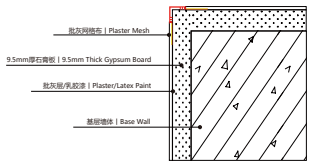

产品应用：石膏板直形阳角条，用于石膏板与不同材质的转角应用、

Product Application: Gypsum Board Straight Corner Bead, Used For Gypsum Board Corner Applications With Different Materials





安装流程：型材需预埋、与石膏板交接处用专用嵌缝腻子填充并粘贴批灰网格布，型材表面可直接油漆

Installation Process: Profiles Must Be Pre-embedded. Joints With Gypsum Board Should Be Filled With Specialized Joint Compound And Reinforced With Joint Mesh. Profile Surfaces Can Be Painted Directly



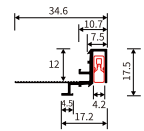

PBD12

型　　号	Model: PBD12
适用 9.5mm 以内石膏板，灰口厚度 2.5mm | suitable For Gypsum Boards Up To 9.5mm Thick, With A Plaster Thickness Of 2.5mm	
长　　度	Length: 3.0米/m
材　　质	Material: 铝合金 | Aluminium Alloy
表面颜色	Surface Colour: 铝本色（可直接油漆） | Natural Aluminum Finish (Ready For Painting)
安装详情	Installation Details: /



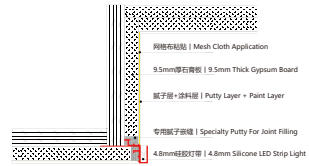

产品应用：批灰反面发光转角收口可配套 4*8mm 硅胶灯带，本色表面可喷涂乳胶漆

Product Application: The Backlit Corner Trim For Plastering Can Be Paired With 4×8mm Silicone Led Strips.
The Natural-colored Surface Is Compatible With Latex Paint Application





安装流程：型材需预埋、与石膏板交接处用专用嵌缝腻子填充并粘贴批灰网格布，型材表面可直接油漆

Installation Process: Profiles Must Be Pre-embedded. Joints With Gypsum Board Should Be Filled With Specialized Joint Compound And Reinforced With Joint Mesh. Profile Surfaces Can Be Painted Directly



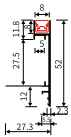

PCD52- 石膏板二级吊顶包边 | PCD52 - Gypsum Board Secondary Ceiling Trim

型　　号	Model: PCD52
适用 9.5mm 以内石膏板，灰口厚度 2.5mm | suitable For Gypsum Boards Up To 9.5mm Thick, With A Plaster Thickness Of 2.5mm	
长　　度	Length: 3.0米/m
材　　质	Material: 铝合金 | Aluminium Alloy
表面颜色	Surface Colour: 铝本色（可直接油漆） | Natural Aluminum Finish (Ready For Painting)
安装详情	Installation Details: /





产品应用：二级吊顶包边上发光收口 15mm 防火板打底可配套 8*8mm 硅胶灯带
Product Application: Secondary Ceiling Edge Trim With Light-emitting Finish. 15mm Fireproof Board Base Compatible With 8x8mm Silicone Light Strips





安装流程：型材需预埋、与石膏板交接处用专用嵌缝腻子填充并粘贴批灰网格布，型材表面可直接油漆

Installation Process: Profiles Must Be Pre-embedded. Joints With Gypsum Board Should Be Filled With Specialized Joint Compound And Reinforced With Joint Mesh. Profile Surfaces Can Be Painted Directly



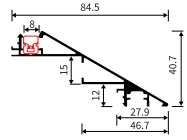

PS- 斜面二级吊顶包边 | PS - Beveled Edge Trim For A Two-tiered Sloped Ceiling

型　　号	Model: PS85
展示面	Display Area: 80mm
长　　度	Length: 3.0米/m
材　　质	Material: 铝合金 | Aluminium Alloy
表面颜色	Surface Colour: 铝本色（可直接油漆） | Natural Aluminum Finish (Ready For Painting)
安装详情	Installation Details: /



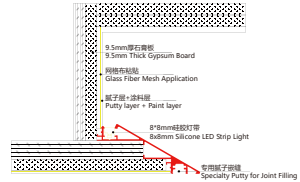

产品应用：斜面二级吊顶包边，包边深度 85mm ， 15mm 防火板打底，双面封 9.5 以内石膏板
Product Application: Beveled Secondary Ceiling Edging With 85mm Depth, 15mm Fireproof Board Base Layer, Double-sided Sealing With Gypsum Board Up To 9.5mm Thickness







安装流程：型材需预埋、与石膏板交接处用专用嵌缝腻子填充并粘贴批灰网格布，型材表面可直接油漆

Installation Process: Profiles Must Be Pre-embedded. Joints With Gypsum Board Should Be Filled With Specialized Joint Compound And Reinforced With Joint Mesh. Profile Surfaces Can Be Painted Directly



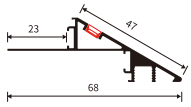

PS68

PS68- 双层石膏板极窄斜边收口 | PS68 - Double-Layer Gypsum Board Ultra-Narrow Beveled Edge Trim

型　　号	Model: PS68
展示面	Display Area: 47mm
长　　度	Length: 3.0米/m
材　　质	Material: 铝合金 | Aluminium Alloy
表面颜色	Surface Colour: 铝本色（可直接油漆） | Natural Aluminum Finish (Ready For Painting)
安装详情	Installation Details: /



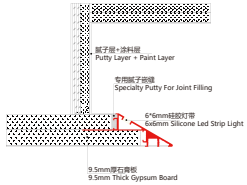

产品应用：双层石膏板极窄斜边收口，展示面 47mm ，15mm 防火板打底，双面封 9.5 以内石膏板
Product Application: Double-layer Gypsum Board With Ultra-narrow Beveled Edge Finish, 47mm Display Face, 15mm Fire-rated Board Backing, Double-sided Sealing With Gypsum Board Under 9.5mm





90 度连接件 | 90-Degree Connector

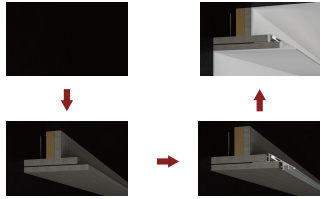

安装流程：型材需预埋、与石膏板交接处用专用嵌缝腻子填充并粘贴批灰网格布，型材表面可直接油漆

Installation Process: Profiles Must Be Pre-embedded. Joints With Gypsum Board Should Be Filled With Specialized Joint Com-pound And Reinforced With Joint Mesh. Profile Surfaces Can Be Painted Directly



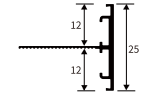

PT25

PT25- 双层石膏板封边收口 | PT25 - Double-Layer Gypsum Board Edge Finishing

型　　号	Model: PT25
适用 9.5mm 以内石膏板，灰口厚度 2.5mm | suitable For Gypsum Boards Up To 9.5mm Thick, With A Plaster Thickness Of 2.5mm	
长　　度	Length: 3.0米/m
材　　质	Material: 铝合金 | Aluminium Alloy
表面颜色	Surface Colour: 铝本色（可直接油漆） | Natural Aluminum Finish (Ready For Painting)
安装详情	Installation Details: /



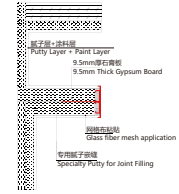

产品应用：双层石膏板封边收口，本色表面可喷涂乳胶漆
Product Application: Double-layer Gypsum Board Edge Finishing And Closure. Natural Surface Can Be Spray-painted With Latex Paint





安装流程：型材需预埋、与石膏板交接处用专用嵌缝腻子填充并粘贴批灰网格布，型材表面可直接油漆

Installation Process: Profiles Must Be Pre-embedded. Joints With Gypsum Board Should Be Filled With Specialized Joint Com-pound And Reinforced With Joint Mesh. Profile Surfaces Can Be Painted Directly

全屋精细收口/场景应用

Precision Finishing Throughout The Home / Scenario Applications

客厅应用

Living Room Applications



餐厅应用 | Restaurant App





黄铜收口系列

Brass Tile Trim Series

覆盖木地板过渡、瓷砖石材的过渡装饰、包边收口不同
材质之间的过渡收口等功能应用，真材、精工、高品质

Functions Include Covering Transitions Between Wood Flooring, Decorative Transitions Between Tiles And Stone, Edge Trimming, And Finishing Transitions Between Different Materials. Authentic Materials, Precision Craftsmanship, And High Quality

www.lmcmetal.com



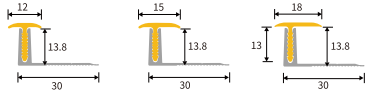

BTBZ12　　BTBZ15　　BTBZ18

BTBZ- 地板收边条 | BTBZ - Floor Edge Trim

型　　号	Model:	BTBZ12、BTBZ15、BTBZ18
面宽尺寸	Frontage Width:	12mm、15mm、18mm
长　　度	Length:	3.0米/m
材　　质	Material:	铝合金	Aluminium Alloy
表面颜色	Surface Colour:	黄铜本色拉丝	Brass Natural Brushed Finish
安装详情	Installation Details:	/



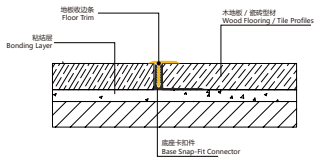

产品应用：黄铜地板收边条，底座可螺丝、打胶固定，高低可调节，适用 13.8mm 以上木地板
Product Application: Brass Floor Edge Trim Strip. Base Can Be Secured With Screws Or Adhesive. Height Adjustable. Suitable For Wood Flooring 13.8mm And Above





安装流程：需与主材同步施工先安装卡扣件型材后期卡入卡扣件固定，安装便捷、简化工序

Installation Process: Must Be Installed Concurrently With Primary Materials. First Install The Clip-on Profile, Then Later Snap It Into The Clip-on Fittings For Secure Fixation. This Method Offers Convenient Installation And Streamlined Procedures



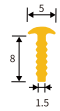

BTR0508

BTR0508 - 弧面过渡扣条 / 分隔装饰条 | BTR0508 - Curved Transition Trim / Decorative Divider Strip

型　　号	Model:	BTR0508
面宽尺寸	Frontage Width:	5mm
长　　度	Length:	2.7米/m
材　　质	Material:	铝合金	Aluminium Alloy
表面颜色	Surface Colour:	黄铜本色拉丝	Brass Natural Brushed Finish
安装详情	Installation Details:	/



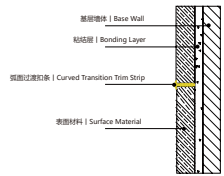

产品应用：弧面过渡扣条 / 分隔装饰条
Product Application: Curved Transition Trim / Decorative Divider Strip





安装流程：预留尺寸，型材后卡安装，免钉胶固定，安装便捷，简化工序

Installation Process: Pre-cut Dimensions, Retrofit Installation Of Profiles, Nail-free Adhesive Fixation, Easy Installation, Streamlined Procedures



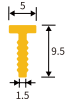

BT0508

BT0508 - 平面过渡条 / 分隔装饰条 | BT0508 - Flat Transition Strip / Decorative Divider Strip

型　　号	Model:	BT0508
面宽尺寸	Frontage Width:	5mm
长　　度	Length:	3.0米/m
材　　质	Material:	黄铜	Brass
表面颜色	Surface Colour:	黄铜本色拉丝	Brass Natural Brushed Finish
安装详情	Installation Details:	/



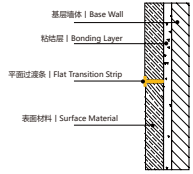

产品应用：弧面过渡扣条 / 分隔装饰条

Product Application: Curved Transition Trim / Decorative Divider Strip





安装流程：预留尺寸，型材后卡安装，免钉胶固定，安装便捷，简化工序

Installation Process: Pre-cut Dimensions, Retrofit Installation Of Profiles, Nail-free Adhesive Fixation, Easy Installation, Stream-lined Procedures



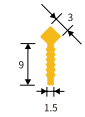

BY0308

BY0308- 黄铜阳角护角条 | BY0308 - Brass Corner Guard Strip

型　　号	Model:	BY0308
面宽尺寸	Frontage Width:	3mm
长　　度	Length:	2.7米/m
材　　质	Material:	黄铜	Brass
表面颜色	Surface Colour:	黄铜本色拉丝	Brass Natural Brushed Finish
安装详情	Installation Details:	/



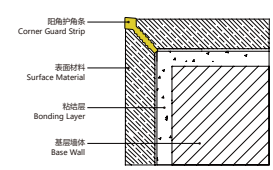

产品应用：瓷砖、木地板等材料的阳角护角收口

Product Application: Corner Protection And Finishing For Materials Such As Ceramic Tiles And Wood Flooring





安装流程：预留尺寸，型材后卡安装，免钉胶固定，安装便捷，简化工序

Installation Process: Pre-cut Dimensions, Retrofit Installation Of Profiles, Nail-free Adhesive Fixation, Easy Installation, Stream-lined Procedures



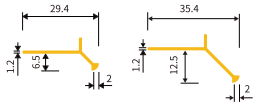

BYM6　　BYM12.5

BYM- 小阳角收边线 | BYM - Small Corner Trim Strip

型　　号	Model:	BYM6、BYM12.5
面宽尺寸	Frontage Width:	6mm、12.5mm
长　　度	Length:	2.7米/m
材　　质	Material:	黄铜	Brass
表面颜色	Surface Colour:	黄铜本色拉丝	Brass Natural Brushed Finish
安装详情	Installation Details:	/



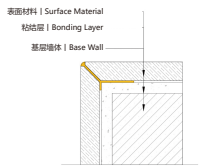

产品应用：阳角收口、台面踏步收口

Product Application: Inside Corner Finishing, Countertop And Step Edge Finishing





安装流程：型材需与主材同步施工，瓷砖胶固定，安装便捷、简化工序

Installation Process: Profile Installation Must Be Performed Concurrently With Primary Material Installation. Secured With Tile Adhesive, It Offers Convenient Installation And Streamlined Procedures



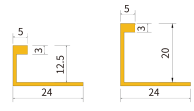

BY12.5　　BY20

BY- 阳角收边、地板分割条 | BY- Corner Trim, Floor Divider Strip

型　　号	Model:	BY12.5、BY20
面宽尺寸	Frontage Width:	12.5mm、20mm
长　　度	Length:	2.7米/m
材　　质	Material:	黄铜	Brass
表面颜色	Surface Colour:	黄铜本色拉丝	Brass Natural Brushed Finish
安装详情	Installation Details:	/





产品应用：阳角收口、背景墙单边收口、高低差收口、半墙收口、台面踏步收口

Product Applications: Inside Corner Finishing, Single-side Finishing For Accent Walls, Level Transition Finishing, Half-wall Finishing, Countertop And Step Finishing





安装流程：型材需与主材同步施工，瓷砖胶固定，安装便捷、简化工序

Installation Process: Profile Installation Must Be Performed Concurrently With Primary Material Installation. Secured With Tile Adhesive For Convenient Installation And Streamlined Procedures



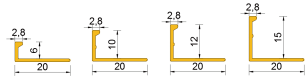

BL- 阳角 L 形收口线 | BL- Corner L-Shaped Trim

型　　号	Model:	BL6、BL10、BL12、BL15
收口高度	Closure Height:	6mm、10mm、12mm、15mm
长　　度	Length:	2.7米/m
材　　质	Material:	黄铜	Brass
表面颜色	Surface Colour:	黄铜本色拉丝	Brass Natural Brushed Finish
安装详情	Installation Details:	/



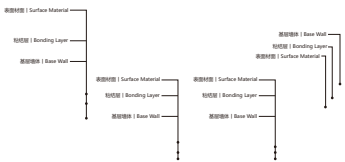



产品应用：阳角收口、背景墙单边收口、高低差收口、半墙收口、台面踏步收口

Product Applications: Inside Corner Finishing, Single-side Finishing For Accent Walls, Level Transition Finishing, Half-wall Finishing, Countertop And Step Finishing





安装流程：型材需与主材同步施工，瓷砖胶固定，安装便捷、简化工序

Installation Process: Profile Installation Must Be Performed Concurrently With Primary Material Installation. Secured With Tile Adhesive, It Offers Convenient Installation And Streamlined Procedures

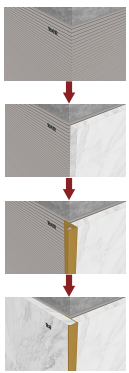





BTP5.10- 平面过渡线 | BTP5.10 - Planar Transition Line

型　　号	Model:	BTP5.10
面宽尺寸	Frontage Width:	5mm
长　　度	Length:	2.7米/m
材　　质	Material:	黄铜	Brass
表面颜色	Surface Colour:	黄铜本色拉丝	Brass Natural Brushed Finish
安装详情	Installation Details:	/



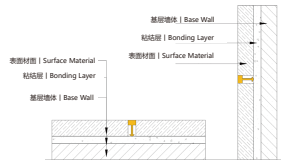

产品应用：瓷砖、石材等材料地面、墙身平面过渡

Product Application: Seamless Transitions Between Floor And Wall Surfaces For Materials Such As Ceramic Tiles And Stone



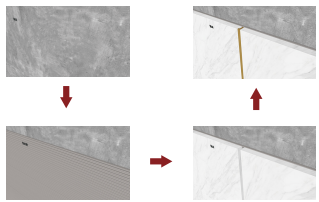

安装流程：预留尺寸，型材后卡安装，免钉胶固定，安装便捷，简化工序

Installation Process: Pre-cut Dimensions, Retrofit Installation Of Profiles, Nail-free Adhesive Fixation, Easy Installation, Streamlined Procedures



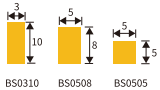

BS- 纯铜实心铜条 | BS- Solid Copper Bar

型　　号	Model:	BS0310、BS0508、BS0505
收口高度	Closure Height:	3*10mm、5*8mm、5*5mm
长　　度	Length:	2.7米/m
材　　质	Material:	黄铜	Brass
表面颜色	Surface Colour:	黄铜本色拉丝	Brass Natural Brushed Finish
安装详情	Installation Details:	/



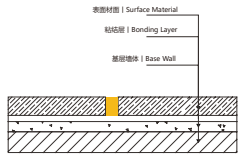

产品应用：瓷砖、石材、木地板等不同材料地面、墙身平面过渡

Product Application: Seamless Transitions Between Different Material Surfaces Such As Tile, Stone, Wood Flooring, And Wall Planes





安装流程：预留尺寸型材后卡安装，玻璃胶固定，安装便捷、简化工序

Installation Process: Install After Reserving Dimensions For Profiles, Secure With Silicone Sealant. Features Convenient Installation And Streamlined Procedures



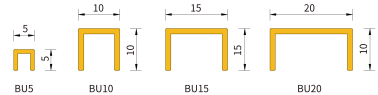

BU-U 形平面过渡线 | BU-U Type Planar Transition Line

型　　号	Model:	BU5、BU10、BU15、BU20
面宽尺寸	Frontage Width:	5mm、10mm、15mm、20mm
长　　度	Length:	2.7米/m
材　　质	Material:	黄铜	Brass
表面颜色	Surface Colour:	黄铜本色拉丝	Brass Natural Brushed Finish
安装详情	Installation Details:	/



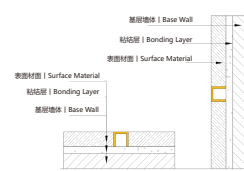



产品应用：瓷砖、石材、木地板等不同材料地面、墙身平面过渡

Product Application: Seamless Transitions Between Different Material Surfaces Such As Tile, Stone, Wood Flooring, And Wall Planes





安装流程：预留尺寸，型材后卡安装，免钉胶固定，安装便捷，简化工序

Installation Process: Pre-cut Dimensions, Retrofit Installation Of Profiles, Nail-free Adhesive Fixation, Easy Installation, Streamlined Procedures





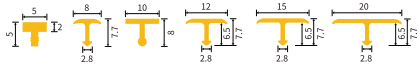

BTP505 BTP8 BTP10-B BTP12 BTP15 BTP20

BTP- 丁字平面过渡扣条 | BTP - T-shaped Flat Transition Strip

型　　号	Model:	BTP505、BTP8、BTP10-B、BTP12、BTP15、BTP20
面宽尺寸	Frontage Width:	5mm、8mm、10mm、12mm、15mm、20mm
长　　度	Length:	2.7米/m
材　　质	Material:	黄铜	Brass
表面颜色	Surface Colour:	黄铜本色拉丝	Brass Natural Brushed Finish
安装详情	Installation Details:	/



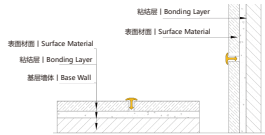

产品应用：瓷砖、石材、木地板、墙板等不同材料地面、墙身平面过渡
Product Application: Seamless Transitions Between Different Materials Such As Tile, Stone, Wood Flooring, Wall Panels, And Other Surfaces On Floors And Walls





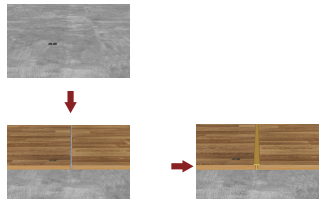

安装流程：可同步施工，也可以预留缝隙 3mm，后期玻璃胶固定，安装便捷，简化工序

Installation Process: Can Be Installed Concurrently With Construction Or With A 3mm Gap Reserved For Later Silicone Sealing. Easy Installation With Simplified Procedures.



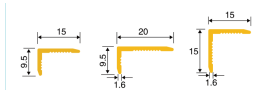

BLP1015 BLP1020 BLP1515

BLP- 直角收边线 | BLP - Right-Angle Edge Trim

型　　号	Model:	BLP1015、BLP1020、BLP1515
收口高度	Closure Height:	15mm、20mm
长　　度	Length:	2.7米/m
材　　质	Material:	黄铜	Brass
表面颜色	Surface Colour:	黄铜本色拉丝	Brass Natural Brushed Finish
安装详情	Installation Details:	/



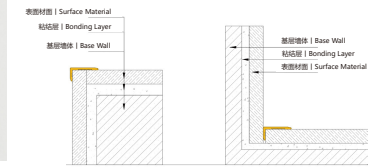



产品应用：木地板直角扣、阳角收口、阴角收口、台面踏步收口

Product Applications: Wood Flooring Right-angle Joints, External Corner Trims, Internal Corner Trims, Countertop And Stair Tread Trims





安装流程：预留尺寸，型材后卡安装，免钉胶固定，安装便捷，简化工序

Installation Process: Pre-cut Dimensions, Retrofit Installation Of Profiles, Nail-free Adhesive Fixation, Easy Installation, Streamlined Procedures





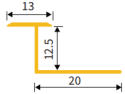

BT12.5

BT- 平面过渡线 (木地板) | BT - Flat Transition Strip (Wood Flooring)

型　　号	Model:	BT12.5
收口高度	Closure Height:	12.5mm
长　　度	Length:	2.7米/m
材　　质	Material:	黄铜	Brass
表面颜色	Surface Colour:	黄铜本色拉丝	Brass Natural Brushed Finish
安装详情	Installation Details:	/



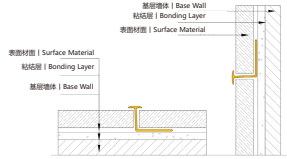



产品应用：木地板、瓷砖、等不同材料间的平面过渡

Product Application: Seamless Transitions Between Different Materials Such As Wood Flooring And Tiles





安装流程：需要与材料同步施工，玻璃胶固定，安装便捷，简化工序

Installation Process: Requires Simultaneous Construction With Materials. Secured With Silicone Sealant. Easy Installation With Simplified Procedures

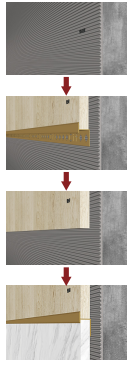



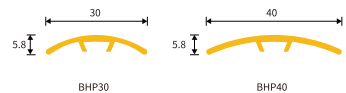

BHP30　　BHP40

BT- 平面过渡线 (木地板) | BT - Flat Transition Strip (Wood Flooring)

型　　号	Model:	BT12.5
收口高度	Closure Height:	12.5mm
长　　度	Length:	2.7米/m
材　　质	Material:	黄铜	Brass
表面颜色	Surface Colour:	黄铜本色拉丝	Brass Natural Brushed Finish
安装详情	Installation Details:	/



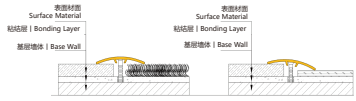

产品应用：瓷砖、石材、木地板等不同材料地面、平面过渡、高低差过渡

Product Applications: Flooring Transitions Between Different Materials Such As Ceramic Tiles, Stone, And Wood Flooring, As Well As Transitions Between Flat Surfaces And Level Differences



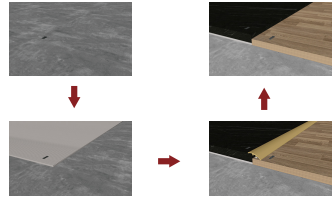

安装流程：地面开孔，尼龙钉卡入型材后打玻璃胶固定，安装便捷，简化工序

Installation Process: Drill Holes In The Floor, Insert Nylon Anchors Into The Profile, Then Secure With Silicone Sealant. Easy Installation With Simplified Procedures



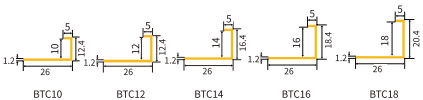

BTC- 单边 C 型地板收口条 | BTC - Single-sided C-shaped floor trim strip

型　　号	Model:	BTC10、BTC12、BTC14、BTC16、BTC18
收口高度	Closure Height:	10mm、12mm、14mm、16mm 、18mm
长　　度	Length:	2.7米/m
材　　质	Material:	黄铜	Brass
表面颜色	Surface Colour:	黄铜本色拉丝	Brass Natural Brushed Finish
安装详情	Installation Details:	/



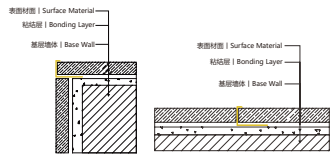

产品应用：瓷砖、石材、木地板等不同材料地面、墙身平面过渡分割收口及阳角收口
Product Application: Seam Finishing For Transitions Between Different Materials Such As Tile, Stone, And Wood Flooring, As Well As Wall-to-floor Transitions And Inside Corner Finishing





安装流程：型材需与主材同步施工，玻璃胶固定，安装便捷、简化工序

Installation Process: Profile Installation Must Be Performed Concurrently With Main Material Installation. Secure With Silicone Sealant. Installation Is Straightforward And Streamlined



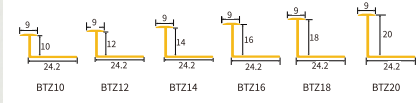

BTZ- 双边 Z 型地板收口 | BTZ- Double-sided Z-shaped Floor Trim

型　　号	Model:	BTZ10、BTZ12、BTZ14、BTZ16、BTZ18、BTZ20
收口高度	Closure Height:	10mm、12mm、14mm、16mm、18mm、20mm
长　　度	Length:	2.7米/m
材　　质	Material:	黄铜	Brass
表面颜色	Surface Colour:	黄铜本色拉丝	Brass Natural Brushed Finish
安装详情	Installation Details:	/



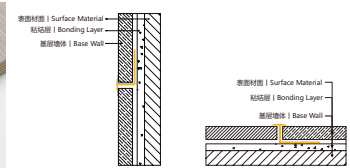

产品应用：瓷砖、石材、木地板等不同材料地面、墙身平面过渡收口
Product Application: Seam Finishing For Transitions Between Different Materials Such As Tile, Stone, Wood Flooring, And Other Surfaces On Floors And Walls





安装流程：型材需与主材同步施工，玻璃胶固定，安装便捷、简化工序

Installation Process: Profile Installation Must Proceed Concurrently With Main Material Construction. Secure With Silicone Sealant For Convenient Installation And Streamlined Procedures



不锈钢收口系列
Stainless Steel Tile Trim Series

覆盖阳角、阴角。套口、背景墙包边等功能应用
配套转角件，简化传统工序、施工便捷、历久弥新、方便护理、效果美观

Covering Inside And Outside Corners, Door Frames, And Accent Wall Trims.
Features Matching Corner Pieces To Simplify Traditional Processes, Ensuring Easy Installation,
Lasting Durability, Convenient Maintenance, And An Aesthetically Pleasing Finish

www.lmcmetal.com



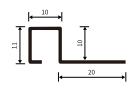

SFK10(4 角倒槽)　　SFK12.5(4 角倒槽)

SFK- 阳角方形收边线 | SFK- Square Corner Trim

型　号	Model:	SFK10、SFK12.5
收口高度	Closure Height:	10mm、12.5mm
长　度	Length:	2.44米/m
材　质	Material:	不锈钢	304#
表面颜色	Surface Colour:	多种工艺、颜色可选	Multiple Finishes And Colors Available
安装详情	Installation Details:	/



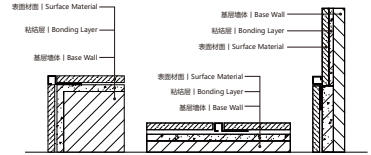



产品应用：阳角收口、阴角收口、背景墙单边收口、高低差收口、半墙收口、地面墙面分割收口

Product Applications: External Corner Finishing, Internal Corner Finishing, Single-sided Finishing For Accent Walls, Level Transition Finishing, Half-wall Finishing, Floor-to-wall Transition Finishing





安装流程：型材需与主材同步施工，瓷砖胶固定，安装便捷、简化工序

Installation Process: Profile Installation Must Be Performed Concurrently With Primary Material Instal-lation. Secured With Tile Adhe-sive, It Offers Convenient Installation And Streamlined Procedures







SR10　　SR12.5

SR- 阳角弧形收边线 | SR- Curved Corner Trim

型　　号	Model:	SR10、SR12.5
收口高度	Closure Height:	10mm、12.5mm
长　　度	Length:	2.44米/m
材　　质	Material:	不锈钢	304#
表面颜色	Surface Colour:	多种工艺、颜色可选	Multiple Finishes And Colors Available
安装详情	Installation Details:	/



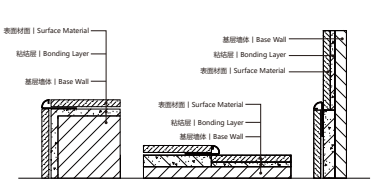



产品应用：阳角收口、阴角收口、台面踏步收口、高低差收口

Product Applications: External Corner Finishing, Internal Corner Finishing, Countertop And Step Finishing, Level Transition Finishing





安装流程：型材需与主材同步施工，瓷砖胶固定，安装便捷、简化工序

Installation Process: Profile Installation Must Be Performed Concurrently With Primary Material Installation. Secured With Tile Adhesive For Convenient Installation And Streamlined Procedures





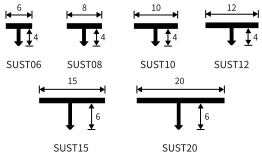

SUST- 不锈钢实心 T 条 | SUST - Stainless Steel Solid T-Bar

型　　号	Model:	SUST06、SUST08、SUST10、SUST12、SUST15、SUST20
面宽尺寸	Frontage Width:	6mm、8mm、10mm、12mm、15mm、20mm
长　　度	Length:	3.0米/m
材　　质	Material:	不锈钢	304#
表面颜色	Surface Colour:	多种工艺、颜色可选	Multiple Finishes And Colors Available
安装详情	Installation Details:	/



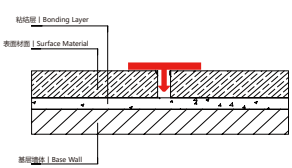

墙板、地面、瓷砖石材等材料的平面过渡分缝收口

Flat Transition Joints For Wall Panels, Flooring, Tiles, Stone, And Other Materials





安装流程：预留尺寸型材后卡安装，玻璃胶固定，安装便捷、简化工序

Installation Process: Install After Reserving Dimensions For Profiles, Secure With Silicone Sealant. Features Convenient Installation And Simplified Procedures





STR12.5

STR- 高低差收口条 | STR - Height Differential Trim Strip

型　　号	Model:	STR12.5
收口高度	Closure Height:	12.5mm
长　　度	Length:	2.44米/m
材　　质	Material:	不锈钢	304#
表面颜色	Surface Colour:	多种工艺、颜色可选	Multiple Finishes And Colors Available
安装详情	Installation Details:	/



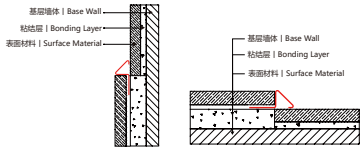

产品应用：阳角收口、阴角收口、台面踏步收口、高低差收口

Product Applications: External Corner Finishing, Internal Corner Finishing, Countertop And Step Finishing, Level Transition Finishing





安装流程：型材需与主材同步施工，瓷砖胶固定，安装便捷、简化工序

Installation Process: Profile Installation Must Be Performed Concurrently With Primary Material Installation. Secured With Tile Adhesive, It Offers Convenient Installation And Streamlined Procedures



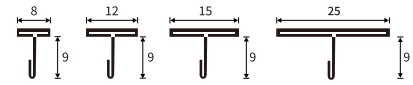

STP8　　STP12　　STP15　　STP25

SFK- 阳角方形收边线 | SFK- Square Corner Trim

型　　号	Model:	STP8、STP12、STP15、STP25
收口高度	Closure Height:	8mm、12mm、15mm、25mm
长　　度	Length:	2.44米/m
材　　质	Material:	不锈钢	304#
表面颜色	Surface Colour:	多种工艺、颜色可选	Multiple Finishes And Colors Available
安装详情	Installation Details:	/



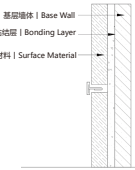

产品应用：瓷砖、石材、木地板、墙板等不同材料平面分隔过渡

Product Application: Transitions Between Different Materials Such As Tiles, Stone, Wood Flooring, Wall Panels, Etc





安装流程：预留尺寸型材后卡安装，玻璃胶固定，安装便捷、简化工序

Installation Process: Install After Reserving Dimensions For Profiles, Secure With Silicone Sealant. Features Convenient Installation And Simplified Procedures



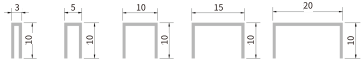

SUP-U 形装饰过渡条 | SUP-U Shaped Decorative Transition Strip

型　　号	Model: SUP3 、SUP5 、SUP10 、SUP15、SUP20
收口高度	Closure Height: 3mm、5mm、10mm、15mm、20mm
长　　度	Length: 2.44米/m
材　　质	Material: 不锈钢	304#
表面颜色	Surface Colour: 多种工艺、颜色可选	Multiple Finishes And Colors Available
安装详情	Installation Details: /



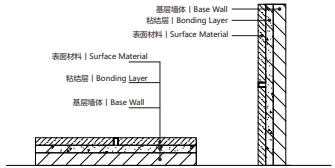

产品应用：墙地面材料平面分隔过渡

Product Application: Transitional Surface Separation For Wall And Floor Materials







安装流程：预留尺寸型材后卡安装，玻璃胶固定，安装便捷、简化工序

Installation Process: Install After Reserving Dimensions For Profiles, Secure With Silicone Sealant. Simple And Streamlined Installation Procedure



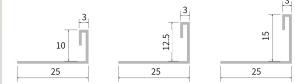

SF- 分割条 (装饰面 3mm) | SF- Divider Strip (Decorative Surface 3mm)

型　　号	Model: SF3.10、SF3.12.5、SF3.15
收口高度	Closure Height: 10mm、12.5mm、15mm
长　　度	Length: 2.44米/m
材　　质	Material: 不锈钢	304#
表面颜色	Surface Colour: 多种工艺、颜色可选	Multiple Finishes And Colors Available
安装详情	Installation Details: /



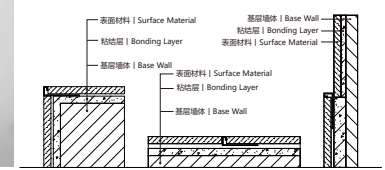



产品应用：阳角收口、阴角收口、台面踏步收口、高低差收口

Product Applications: External Corner Finishing, Internal Corner Finishing, Countertop And Step Finishing, Level Transition Finishing





安装流程：型材需与主材同步施工，瓷砖胶固定，安装便捷、简化工序

Installation Process: Profile Installation Must Be Performed Concurrently With Primary Material Installation. Secured With Tile Adhesive For Convenient Installation And Streamlined Procedures









精细收口系统施工工艺规范要求

Specifications for Construction Techniques of Precision Finishing Systems

施工准备 | Construction Preparation

材料要求

Material Requirements

粘结材料:中性玻璃胶/免钉胶/瓷砖胶(三选一即可)。

Bonding Material: Neutral Silicone Sealant/adhesive Sealant/tile Adhesive (Choose One).



中性玻璃胶
Neutral Silicone Sealant



免钉胶
Nail-free Adhesive



瓷砖胶(与瓷砖同步施工型材选用)
Tile Adhesive (For Use With Tile-synchronized Construction Profiles)

型材:进场验收合格后，在施工前应进行挑选，将有质量缺陷的先剔除。

Profile Materials: After Passing The Arrival Inspection, Conduct A Selection Prior To Construction, Removing Any Defective Pieces First.

辅助材料:美纹纸/喷涂遮蔽膜，清洁抹布，已完成施工现场成品的保护及清洁。

Auxiliary Materials: Masking Tape/spray Shielding Film, Cleaning Cloths, For Protecting And Cleaning Finished Products At The Construction Site.



要求选用黄色低粘性，不残胶，对型材达到保护效果的
Require The Use Of A Yellow, Low-viscosity Adhesive That Does Not Peal Off And Provides Protective Coverage For The Extruded Profiles



喷涂遮蔽膜防水、防尘、防刮花
Spray-on Protective Film Provides Waterproofingdustproofing, And Scratch Resistance

主要机具 | Primary Equipment

切割机:锯片需选用专业切割锯片

Cutting Machine: Saw Blades Must Be Professional Cutting Blades.



手持电动切割机
Handheld Electric Cutter



专业型材电动切割机
Professional Profile Electric Cutter



合金锯片
(切割铝合金、黄铜产品)
Alloy Saw Blade
(For Cutting Aluminum Alloy And Brass Products)



砂轮锯片
(切割不锈钢产品)
Grinding Wheel Saw Blade
(For Cutting Stainless Steel Products)

玻璃胶枪:不能停顿，用力要均匀，要一次性打到位。

Silicone Caulking Gun: Do Not Pause, Apply Even Pressure, And Apply The Entire Amount In One Continuous Motion.



作业条件 | Work Conditions

与型材交接处饰面材料安装完成。

Finish Material Installation At Profile Interfaces Is Complete.

顶棚、墙面的抹灰工作、室内装饰浆活及地面清理工作均已结束。

Ceiling And Wall Plastering, Interior Finishing Work, And Floor Cleaning Have All Been Completed.

预留槽位清洁干净，无灰尘。

Reserved Slots Must Be Thoroughly Cleaned And Free Of Dust.

各种材料全部配套备齐。

All Materials Are Fully Prepared And Complete.

操作前应认真进行交接检查工作，并对遗留问题进行妥善处理。

Before Commencing Operations, Conduct Thorough Handover Inspections And Properly Address Any Outstanding Issues.

施工机具设备在使用前安装好，接通电源，并进行试运转。

Before Use, Install Construction Machinery And Equipment, Connect The Power Supply, And Conduct Trial Runs.

施工项目的工程量大且较复杂时，应绘制施工大样图，并应先做出样板，经检验合格，才能大面积进行作业。

When Construction Projects Involve Large Volumes And Complex Engineering Tasks, Detailed Construction Drawings Should Be Prepared. A Sample Section Must Be Constructed First And Inspected For Compliance Before Proceeding With Large-scale Operations.



安装前作业条件示意图
Pre-Installation Work Conditions Diagram



安装前作业条件示意图
Pre-Installation Work Conditions Diagram

操作工艺 | Operating Procedures

交底图纸 | Construction Drawings

熟悉图纸,清楚了解哪些型材是与主材同步安装,哪些是可以预留位置后期安装的。

Familiarize Yourself With The Drawings To Clearly Understand Which Profiles Are Installed Concurrently With The Main Materials And Which Can Be Reserved For Later Installation.



同步施工
Simultaneous Construction



预留位置后期安装
Reserve Space For Later Installation

以施工详图为依据,熟悉了解各部位尺寸和作法,弄清平角、边角等部位之间关系。

Based On The Construction Detail Drawings, Familiarize Yourself With The Dimensions And Construction Methods Of Each Section, And Understand The Relationships Between Flat Corners, Edge Corners, And Other Areas.

基层处理

Substrate Preparation

将墙面等基层上起皮、松动及鼓包等清除凿平。

Remove And Chisel Down Any Peeling, Loose, Or Bulging Areas On Substrates Such As Walls.

将残留在基层表面上的灰尘、污垢、溅沫和砂浆流痕等杂物清除扫净。

Sweep Away All Debris—including Dust, Grime, Splatter, And Mortar Streaks—from The Substrate Surface.

有油污时，应用10%火碱水刷净，并用清水冲洗干净。

For Oily Surfaces, Scrub With A 10% Caustic Soda Solution And Rinse Thoroughly With Clean Water.

待基层表面完全干燥后方可下一步施工。

Proceed With Subsequent Construction Only After The Substrate Surface Is Completely Dry.

复尺、加工

Re-measurement And Fabrication

复核根据设计要求预留的尺寸，可取型材小样试卡位。

Verify Dimensions Reserved Per Design Requirements; Test Fitting With Profile Samples Is Permissible.

需与主材同步施工的型材注意转角位的尺寸预留。

For Profiles Requiring Simultaneous Installation With Primary Materials, Ensure Dimensional Allowance At Corner Joints.

根据现场尺寸需求，使用专业铝合金切割机加工型材，对角位需考虑预留尺寸，切口保持平整，无明显毛边。

Fabricate Profiles Using Specialized Aluminum Cutting Machines According To On-site Dimensions. Allowance Must Be Made For Corner Joints; Ensure Clean, Flush Cuts Without Visible Burrs.

加工切割时需佩戴防爆护目眼镜，避免碎片伤害眼睛。

Wear Explosion-proof Safety Goggles During Cutting Operations To Prevent Eye Injury From Debris.

加工配料应在操作台上进行，不得直接在没有保护措施的地面上操作。

Fabrication And Material Preparation Must Be Performed On Workbenches; Never Operate Directly On Unprotected Surfaces.



切口平整要求
Requirements For A Smooth Cut



小样试卡位
Sample Test Card Slot



防爆护目镜
Explosion-proof Goggles

打胶 安装 | Adhesive Application And Installation

切开螺纹线上方喷嘴，使之达到期望的大小和角度(约 6mm)。

Cut The Nozzle Above The Threaded Section To Achieve The Desired Size And Angle (Approximately 6mm).

在型材的背面挤出一条或两条连续的胶条,接触面大的型材可沿型材面挤出“S”字型粘胶，小料型材可打点胶。

Extrude One Or Two Continuous Adhesive Beads Onto The Back Of The Profile. For Profiles With Large Contact Surfaces, Apply An “S”-shaped Bead Along The Profile Surface; For Smaller Profiles, Apply Adhesive Dots.

将待粘贴的材料粘合起码 2-5 分钟。

Allow Bonded Materials To Adhere For At Least 2–5 Minutes.

同步施工型材不宜打胶过多，防溢出。

Avoid Excessive Adhesive Application During Simultaneous Profile Installation To Prevent Overflow.

用湿布擦去溢出的胶液。

Wipe Away Overflowing Adhesive With A Damp Cloth.

根据不同的基层，在粘合重物的时候，还是需要一定的支撑或固定物。

Depending On The Substrate, Additional Support Or Anchoring May Be Required When Bonding Heavy Objects.

成品保护 | Finished Product Protection

型材施工安装完成，待粘结胶面干透，做好型材表面清洁。

After profile installation is complete and the adhesive surface has fully cured, thoroughly clean the profile surfaces.

型材清洁后，用美纹纸保护好型材的装饰面(选用黄色低粘性，不脱胶)。

Following cleaning, protect the decorative surfaces of the profiles with masking tape (use low-tack yellow tape that does not leave residue).

现场如还有二次施工作业，需做好装饰面的保护，避免水泥、油漆等粘结剂污染表面。

If secondary construction activities remain on-site, protect the decorative surfaces to prevent contamination from adhesives such as cement or paint.

待现场所有施工作业完后方可拆开保护层。

Remove protective layers only after all on-site construction work is completed.



打胶/安装 | Sealing/Installation

质量标准 | Quality Standards

主控项目 | Primary Requirements

所有型材的材质、结构、表面处理工艺、质量必须符合设计要求

The material composition, structure, surface treatment process, and quality of all profiles must comply with design specifications.

型材与下一层的结合(粘结)应牢固

The bonding between profiles and the underlying layer shall be secure.

一般项目 | General Requirements

型材表面应洁净、接缝平整、无明显色差

Profile surfaces shall be clean, with flush joints and no noticeable color variation.

型材周边顺直、无毛边、掉角等缺陷

Profile edges shall be straight, free of burrs, chipped corners, or other defects.

型材转角处的用料及尺寸应符合设计要求，边角整齐、平滑

Material usage and dimensions at profile corners shall meet design requirements, with neat and smooth edges.

配套转角件的型材应该严格使用配件解决转角位的收口

Corner fittings shall strictly utilize accessories to complete corner closures



配套转角件的型材
Profile for corner fittings



转角位切口需平整
The cut at the corner must be smooth

应注意的问题 | Points to Note

施工问题 | Construction Issues

与主材同步施工的型材注意打胶不宜过多防溢出，表面防止粘贴到瓷砖胶、水泥等。

When Installing Profiles Concurrently With Primary Materials, Ensure Sealant Application Is Moderate To Prevent Overflow. Avoid Surface Contact With Tile Adhesives, Cement, Etc.

后期施工应该注意预留尺寸位，特别是转角位的尺寸预留需考虑主材厚度。

During Subsequent Construction, Reserve Sufficient Dimensions, Particularly At Corners Where Primary Material Thickness Must Be Accounted For.

施工中表面接触到粘结剂需要及时清理，避免腐蚀表面。

Promptly Clean Any Adhesive Contact On Surfaces During Installation To Prevent Surface Corrosion.



同步施工
Simultaneous construction



后期施工
Post-construction work

色差问题 | Color Variation Issues

不同批次生产的型材存在一定的色差，施工前务必要对色，同一区域有明显交接 处的型材要筛选用同一批次 无明显色差的型材安装。

Profiles Produced In Different Batches May Exhibit Slight Color Variations. Ensure Color Matching Before Installation. For Profiles With Visible Joints In The Same Area, Select And Install Profiles From The Same Batch With No Noticeable Color Differences.

型材配套转角件与型材分属不同工艺处理，表面也会存在一定的色差，施工前要筛选接近色号的配件安装。

Corner Fittings And Profiles Undergo Separate Manufacturing Processes, Resulting In Potential Surface Color Variations. Prior To Installation, Select Fittings With Similar Color Codes For Installation

日常护理问题

Daily Maintenance

避免尖锐物品刮擦表面，表面防护膜需要施工完成后拆除。

Avoid Scratching Surfaces With Sharp Objects. Remove Surface Protective Film After Installation Completion.

日常清洁，避免使用强酸碱产品清洗表面，不可使用钢丝球。

For Routine Cleaning, Avoid Using Strong Acidic Or Alkaline Products On Surfaces. Do Not Use Steel Wool Pads.



避免强酸碱产品、钢丝球
Avoid Strong Acids And Alkalis, Steel Wool Pads

结束 | End

www.lmcdeco.com



Website Wechat WhatApp

+86 181 2673 5886

info@lmcdeco.com

Showroom Address：No.17 ShaJiao Avenue,Lecong Town, Shunde District,Foshan City,China

Factory Address：No.6 Linyue Xi San Industrial Zone,Guicheng Street, Nanhai District, Foshan City,China